

BALTIMORE RAVENS GAME RELEASE

UNDER ARMOUR PERFORMANCE CENTER | 1 WINNING DRIVE | OWINGS MILLS, MD

PH: 410-701-4000 | BALTIMORERAVENS.COM | TWITTER: @RAVENS

WORLD CHAMPIONS: SUPER BOWL XXXV (2000) & SUPER BOWL XLVII (2012)



BALTIMORE RAVENS AT PITTSBURGH STEELERS



[8-3]

WEEK 13 – SUNDAY, DEC. 5, 2021

[5-5-1]

4:25 P.M. ET – HEINZ FIELD (68,400)

QUICK HITS

- It's a new chapter in one of the NFL's best rivalries when the Baltimore Ravens (8-3) face the Pittsburgh Steelers (5-5-1) at Heinz Field this Sunday (4:25 p.m. kickoff). Baltimore, which currently holds the AFC's No. 1 playoff seed, has won two straight games, while Pittsburgh is coming off two consecutive defeats (both on the road). Four of the Ravens' final six games are against division foes, and Baltimore will wrap up the 2021 regular season by hosting Pittsburgh at M&T Bank Stadium in Week 18.
- The Ravens are 8-3 for the third time in franchise history (also 2010 & 2011), all coming under head coach **John Harbaugh**.
- Dating back to 2018, Baltimore has produced the NFL's best record in the month of December, going 13-2. The Ravens have won 12 of their past 13 December games, including four straight.
- In the all-time Baltimore-Pittsburgh series, the Steelers lead the regular season count, 27-23, also going 3-1 in the playoffs. Under Coach Harbaugh, Baltimore is 14-15 (including playoffs) against Pittsburgh, including 7-9 at Heinz Field.
- Last Sunday (11/28), the Ravens defeated the visiting Browns, 16-10, behind a stout defensive performance that limited Cleveland to 262 total yards, including a season-low 40 on the ground. Baltimore's front seven was terrific, with **OLB Tyus Bowser** and **OLB Odafe Oweh** each registering a sack (Oweh also had a FF & FR). **LB Patrick Queen** tallied a team-high 8 tackles, including 2 for loss, and recovered a key fumble on Oweh's strip-sack. Though **QB Lamar Jackson** threw 4 INTs, including 3 in the second quarter, Baltimore rallied behind his spectacular 13-yard TD pass to **TE Mark Andrews** and 3 FGs (52, 25 & 49 yards) from **K Justin Tucker**.

UPCOMING SCHEDULE

Wed. Dec. 1:	11:30 a.m.	John Harbaugh & Player Podium Interviews
	1:15 p.m.	Practice / Media Viewing
Thur. Dec. 2:	11:15 a.m.	Coordinators & Player Podium Interviews
	1:15 p.m.	Practice / Media Viewing
Fri. Dec. 3:	11:10 a.m.	Practice / Media Viewing
	12:50 p.m.	John Harbaugh & Player Podium Interviews

CALLING THE ACTION

Television: CBS / WJZ Ch. 13 (Baltimore)

- Jim Nantz (play-by-play) - Tony Romo (analyst) - Tracy Wolfson (sideline)
 - Jim Rikhoff (producer) - Mike Arnold (director)

Local Radio: WBAL (1090 AM) & 98Rock (97.9 FM)

- Gerry Sandusky (play-by-play) - Femi Ayanbadejo (analyst)

National Radio: ESPN Radio

- Sean Kelley (PBP) - Sal Paolantonio (analyst) - Ian Fitzsimmons (sideline)

COACH HARBAUGH SAYS

COACH HARBAUGH ON THE NATURE OF THE NFL:

"The scores and the standings from one week to the next, what happens is sometimes shocking. It shouldn't be, because we know how it works, and we know how even it is. I'll say to Ozzie [Newsome] something like that, and he'll basically just smile and say, 'It's exactly how they want it. That's how they planned it.' It's the way the league is built, to make everybody very competitive. That's what makes it so much fun."

INJURY UPDATE

The Ravens have 16 players on Injured Reserve, including starters **RB J.K. Dobbins** (knee), **RB Gus Edwards** (knee), **S DeShon Elliott** (pec/biceps), **CB Marcus Peters** (knee), **T Ronnie Stanley** (ankle) and **DE Derek Wolfe** (back/hip), all of who are on season-ending IR. Starting **DE Calais Campbell** (concussion) missed last week's game vs. Cleveland, as did key reserves **CB Jimmy Smith** (neck) and **CB Chris Westry** (thigh). **CB Kevin Seymour** is on the Reserve/COVID list.

NOTE THE QUOTE

OLB TYUS BOWSER ON PLAYING FIVE DIVISION GAMES IN SEVEN WEEKS:

"The most important thing is just taking advantage of these division games. We're always going to be put into crazy situations regardless, but we have the guys for it, we have the coaches for it, and we're confident in our team. We're just going to take it one week at a time, take advantage of the moment, do our jobs, and then whatever happens, happens. Overall, we're just ready."

Entering Week 13, Baltimore ranks No. 2 in both rushing offense (150.7) and rushing defense (84.2 ypg).

The Ravens are the NFL's only team to rank in the Top 5 in both rushing offense and rushing defense.



PATRICK QUEEN

TEAM-HIGH
62 TACKLES



LAMAR JACKSON

TEAM-HIGH
707 RUSH YARDS

RUSHING DEFENSE / 2021

Rk.	Team	YPG
1.	Tampa Bay Buccaneers	81.0
2.	Baltimore Ravens	84.2
3.	New Orleans Saints	91.9

RUSHING OFFENSE / 2021

Rk.	Team	YPG
1.	Philadelphia Eagles	157.9
2.	Baltimore Ravens	150.7
3.	Cleveland Browns	147.1

Chad Steele - SVP of Communications Patrick Gleason - VP of Public Relations Marisol Renner - Director of Publications Tom Valente - Director of Public Relations
Vernon Dennis - Public Relations Coordinator Brooke Balzano - Public Relations Intern Dan Horowitz - Public Relations Intern

RAVENS INFORMATION

2021 SCHEDULE [8-3]

Date	Opponent	Time/Result
Mon. Sept. 13	at Las Vegas Raiders	L, 27-33 (OT)
Sun. Sept. 19	Kansas City Chiefs	W, 36-35
Sun. Sept. 26	at Detroit Lions	W, 19-17
Sun. Oct. 3	at Denver Broncos	W, 23-7
Mon. Oct. 11	Indianapolis Colts	W, 31-25 (OT)
Sun. Oct. 17	Los Angeles Chargers	W, 34-6
Sun. Oct. 24	Cincinnati Bengals	L, 17-41
Sun. Oct. 31	Bye Week	
Sun. Nov. 7	Minnesota Vikings	W, 34-31 (OT)
Thurs. Nov. 11	at Miami Dolphins	L, 10-22
Sun. Nov. 21	at Chicago Bears	W, 16-13
Sun. Nov. 28	Cleveland Browns	W, 16-10
Sun. Dec. 5	at Pittsburgh Steelers	4:25 p.m.
Sun. Dec. 12*	at Cleveland Browns	1 p.m.
Sun. Dec. 19	Green Bay Packers	4:25 p.m.
Sun. Dec. 26*	at Cincinnati Bengals	1 p.m.
Sun. Jan. 2*	Los Angeles Rams	4:25 p.m.
Sun. Jan. 9*	Pittsburgh Steelers	1 p.m.

* Flexible Scheduling Games All Times Eastern

NUMBERS TO RAVE ABOUT

8 – Consecutive games in which **CB Marlon Humphrey** has recorded at least 1 PD, marking the NFL's longest active streak. Humphrey has also recorded 2 PD in back-to-back games and in three of Baltimore's last four contests.

55 – Consecutive fourth-quarter/OT FGAs that **K Justin Tucker** has made. Tucker's 95.0 career FG% in the second half/OT (153-of-161) ranks as the NFL's best such mark of all time.

770 – A career-high receiving yards by **WR Marquise Brown** this season (on a career-best 60 receptions). Brown's 77.0 receiving yards per game tie (Stefon Diggs) for ninth in the NFL entering Week 13, while he's on pace to finish with 1,190 receiving yards and 93 catches this season.



MOST QB PRESSURES NFL ROOKIE DEFENDERS [2021 SEASON]

Rk.	Player	QBPs	Sacks	FFs
1.	Odafe Oweh	42	5.0	3
2.	Micah Parsons	36	9.0	2
3.	Jaelan Phillips	32	6.5	0
4.	Christian Baramore	26	0.5	0



✗ Oweh is the NFL's only rookie and one of five defenders overall (Shaquil Barrett, Markus Golden, Chandler Jones & T.J. Watt) this season with at least 5 sacks, 3 FFs and 1 FR.

✗ Oweh's 5 sacks rank No. 4 among all NFL rookie defenders, while his 3 FFs rank No. 1.

NOTE OF THE WEEK I

Baltimore has won an NFL-best six games that have been decided by 8-or-fewer points this season (6-1 in such contests). The Ravens are also 4-0 in games that have been decided by 3-or-fewer points in 2021.

MOST VICTORIES IN GAMES DECIDED BY 8-OR-FEWER POINTS / 2021 SEASON

Rk.	Team	Wins	Record	Pct.
1.	Baltimore Ravens	6	6-1	.857
2.	Atlanta Falcons	5	5-2	.714
	Los Angeles Chargers	5	5-3	.625
	Pittsburgh Steelers	5	5-1-1	.786

NOTE OF THE WEEK II

✗ Last Sunday vs. Cleveland, **TE Mark Andrews** became the fifth tight end (Antonio Gates, Jimmy Graham, Rob Gronkowski & Kellen Winslow Sr.) in NFL history to eclipse 200 receptions, 2,800 receiving yards and 25 receiving TDs in the first four seasons of a career.

✗ Entering Week 13, Andrews' 60 receptions and 761 receiving yards as a TE each stand second in the NFL, only behind Travis Kelce (67 for 821).

JACKSON'S TOUCHDOWNS

✗ **QB Lamar Jackson** has recorded either a rushing or passing TD in 46 straight games played, marking the longest active streak by a QB. It also is the fourth longest in NFL history.

MOST CONSECUTIVE GAMES WITH EITHER A RUSHING OR PASSING TOUCHDOWN / SINCE 1970 MERGER

Rk.	Player	Games	Start-End Date
1.	Drew Brees (NO)	54	W6 2009-W12 2012
2.	Tom Brady (NE)	52	W1 2010-W4 2013
3.	Peyton Manning (Ind./Den.)	51	W11 2010-W13 2014
4.	Lamar Jackson (Bal.)	46	W12 2018-present
5.	Drew Brees (NO)	45	W14 2012-W10 2015

MOST CONSECUTIVE GAMES WITH EITHER A RUSHING OR PASSING TOUCHDOWN / ACTIVE STREAKS

Rk.	Player	Games	StartDate
1.	Lamar Jackson (Bal.)	46	W12 2018-present
2.	Ben Roethlisberger (Pit.)	25	W1 2020-present
	Kirk Cousins (Min.)	25	W3 2020-present

2021 AFC NORTH STANDINGS

Team	W	L	T	Home	Road	Div.	Con.	PF	PA	Strk
Baltimore	8	3	0	5-1	3-2	1-1	5-3	263	240	W2
Cincinnati	7	4	0	3-2	4-2	3-1	5-2	309	226	W2
Pittsburgh	5	5	1	3-2-1	2-3	1-2	3-4	224	267	L2
Cleveland	6	6	0	4-2	2-4	1-2	3-5	254	267	L1

RAVENS / STEELERS INFORMATION

2021 NFL RANKINGS

OFFENSE

Category	--Ravens--		--Steelers--	
	Stats	Rank	Stats	Rank
Total Offense	393.5	4	325.5	22
Rush Offense	150.7	2	87.1	28
Pass Offense	242.8	13	238.5	15
Points Per Game	23.9	15	20.4	22
3rd-Down Off. %	36.6	25	42.6	8
4th-Down Off. %	69.2	1t	30.8	30
Red Zone Off. (TD%)	65.7	9	59.4	17

DEFENSE

Category	--Ravens--		--Steelers--	
	Stats	Rank	Stats	Rank
Total Defense	359.9	19	367.5	25
Rush Defense	84.2	2	133.1	28
Pass Defense	275.7	32	234.5	12
Points Per Game	21.8	9	24.3	23
3rd-Down Def. %	30.5	1	37.3	7
4th-Down Def. %	50.0	15	53.3	16
Red Zone Def. (TD%)	42.9	1	51.4	6

TEAM

Category	--Ravens--		--Steelers--	
	Stats	Rank	Stats	Rank
Turnover Ratio	-7	27t	-4	22t
Penalties	63	8t	70	16
Penalty Yards	556	11	501	5

RAVENS-STEELERS HISTORY

- ✗ All-Time Regular Season: Steelers lead, 27-23.
- ✗ All-Time Postseason: Steelers lead, 3-1
- ✗ Under John Harbaugh: Ravens are 13-13 & 1-2 in the playoffs.

RAVENS-STEELERS RECENT HISTORY / SINCE 2014

Date	Winner	Score/Site	Attend.
09/11/14	Ravens	26-6 Bal.	71,181
11/02/14	Steelers	43-23 @ Pit.	63,971
01/03/15*	Ravens	30-17 @ Pit.	62,780
10/01/15	Ravens	23-20 @ Pit. OT	63,929
12/27/15	Ravens	20-17 Bal.	71,261
11/06/16	Ravens	21-14 Bal.	71,286
12/25/16	Steelers	31-27 @ Pit.	66,276
10/01/17	Steelers	26-9 Bal.	71,126
12/10/17	Steelers	39-38 @ Pit.	60,069
09/30/18	Ravens	26-14 @ Pit.	62,030
11/04/18	Steelers	23-16 Bal.	70,997
10/06/19	Ravens	26-23 @ Pit. OT	64,037
12/29/19	Ravens	28-10 Bal.	70,695
11/01/20	Steelers	28-24 Bal.	4,345
12/02/20	Steelers	19-14 @ Pit.	n/a

* Wild Card Playoff

2021 RAVENS / STEELERS LEADERS

PASSING YARDS [TDs/INTs]

Lamar Jackson	2,612 (15/12)	Ben Roethlisberger	2,522 (14/6)
Tyler Huntley	258 (0/1)	Mason Rudolph	242 (1/1)

RUSHING YARDS [AVG.]

Lamar Jackson	707 (5.7)	Najee Harris	708 (3.6)
Devonta Freeman	324 (4.3)	Chase Claypool	52 (6.5)
Latavius Murray	258 (3.4)	Benny Snell	43 (2.9)

RECEIVING YARDS [CATCHES]

Marquise Brown	770 (60)	Diontae Johnson	809 (68)
Mark Andrews	761 (60)	Chase Claypool	608 (37)
Sammy Watkins	355 (23)	Najee Harris	351 (52)

POINTS

Justin Tucker	91	Chris Boswell	86
Marquise Brown	36	Najee Harris	42

INTERCEPTIONS [YARDS]

Anthony Averett	2 (0)	Edmunds/Heyward	1 (n/a)
Elliott/Humphrey/Young	1 (n/a)	Fitzpatrick/Pierre/Sutton	1 (n/a)

SACKS [YARDS]

Tyus Bowser	5.5 (-42.5)	T.J. Watt	12.5 (-56.5)
Odafe Oweh	5 (-25)	Cameron Heyward	5.5 (-40.5)

TACKLES

Patrick Queen	62	Joe Schobert	78
Marlon Humphrey	55	Minkah Fitzpatrick	72

GROSS PUNTING [NET]

Sam Koch	44.5 (40.4)	Pressley Harvin III	43.7 (38.7)
----------	-------------	---------------------	-------------

FIELD GOALS [PCT.]

Justin Tucker	23/25 (92.0)	Chris Boswell	22/23 (95.7)
---------------	--------------	---------------	--------------

PUNT RETURN YARDS [AVG.]

Devin Duvernay	348 (15.1)	Ray-Ray McCloud	194 (8.8)
----------------	------------	-----------------	-----------

KICKOFF RETURN YARDS [AVG.]

Devin Duvernay	321 (24.7)	Ray-Ray McCloud	503 (24.0)
----------------	------------	-----------------	------------

2021 TALE OF THE TAPE

Category	Ravens	Steelers
Record	8-3	5-5-1
Current Streak	Won 2	Lost 2
Points Scored	263	224
TDs Scored	28	23
Rushing TDs Scored	12	7
Passing TDs Scored	15	15
TDs on Returns	1	1
Points Against	240	267
TDs Allowed	30	29
Rushing TDs Allowed	10	11
Passing TDs Allowed	17	16
TDs on Returns Allowed	3	2
KOR Avg. For	24.7	24.0
KOR Avg. Against	20.6	24.2
PR Avg. For	15.1	8.2
PR Avg. Against	6.9	9.0
Sacks	25	30
Sacks Allowed	36	24
Interceptions	5	5
Interceptions Thrown	13	7
Fumbles Lost/Recovered	4/5	7/5

RAVENS / STEELERS INFORMATION

RAVENS-STEELERS CONNECTIONS

Franchise Connections

- Ravens **T Alejandro Villanueva** played LT for the Steelers from 2014-20, before signing with Baltimore in the 2021 offseason.
- Ravens **ILB L.J. Fort** (injured reserve) spent four seasons with the Steelers (2015-18), prior to landing with the Ravens in 2019.
- Baltimore wide receivers coach **Tee Martin** was selected by the Steelers in the fifth round of the 2000 NFL Draft and played quarterback for Pittsburgh from 2000-01.
- Baltimore head strength and conditioning coach **Steve Saunders** was independently contracted by more than 20 Steelers players for advance strength and speed training, rehab and recovery during the 2005-09 seasons, assisting the team to two Super Bowl titles (2005 and 2008).
- Pittsburgh **DL Chris Wormley** was drafted in the third round by the Ravens in 2017 and spent his first three NFL seasons in Baltimore.
- Pittsburgh inside linebackers coach **Jerry Olsavsky** played linebacker for Baltimore in 1998.
- Steelers senior defensive assistant/secondary **Teryl Austin** was the Ravens' defensive backs/secondary coach from 2011-13, helping the team win Super Bowl XLVII.

Local Connections

- Ravens **S Geno Stone** is a native of New Castle, PA, and prepped at New Castle (PA) HS.
- Baltimore **T Jaryd-Jones Smith** (practice squad) attended Pitt, while Ravens **OLB Odafe Oweh** went to Penn State.
- Ravens head coach **John Harbaugh** (tight ends, 1987), offensive line coach **Joe D'Alessandris** (offensive line, 1996) and tight ends coach **Bobby Engram** (wide receivers, 2012-13) all coached at the University of Pittsburgh.
- **Joe D'Alessandris** is also a native of Alquippa, PA, and attended Center HS...In 2010, he was inducted into the Beaver County and Center HS Sports Hall of Fame.
- Ravens SE/Midwest area scout **Kevin Weidl** was born in Pittsburgh, where he attended Mt Lebanon HS and was a standout QB. He went on to play QB at Indiana University of Pennsylvania, starting for three seasons (2004-06).
- Pittsburgh offensive coordinator **Matt Canada** served as the Maryland Terrapins' offensive coordinator in 2018 and was elevated to the interim head coach position during the season.
- Steelers **CB Joe Haden** attended Friendly (Fort Washington, MD) HS. Pittsburgh **LB Marcus Allen** is a native of Silver Spring, MD, and attended Dr. Henry Wise (Upper Marlboro) HS.
- Pittsburgh **RB Anthony McFarland Jr.** is a native of Hyattsville, MD, and played collegiately at the University of Maryland, alongside **RB Trey Edmunds** (practice squad).

MILESTONES ON THE HORIZON

John Harbaugh

- Harbaugh (148 total victories) needs 2 more wins to reach 150 for his career.

TE Mark Andrews

- Andrews (761) needs 95 receiving yards to set a new franchise single-season record by a tight end. The current mark is held by Todd Heap, who had 855 in 2005.
- Andrews (216) needs 9 catches to pass Dennis Pitta (224) for fifth most in Ravens history.
- He (2,866) also needs 144 receiving yards to reach 3,000 for his career.

DE Calais Campbell & OLB Justin Houston

- Houston recorded sack No. 100.5 of his career in Week 10 at Miami, while Campbell has notched 92.5 sacks during his career. If Campbell achieves his 100th sack this year, they'll be the first duo in NFL history to attain the century mark as teammates.

RB Devonta Freeman

- With 2 more TDs, Freeman (36 rushing & 12 receiving) will reach 50 total TDs for his career.

QB Lamar Jackson

- Jackson needs one more outing with 100 rushing yards to set the NFL record for the most regular season 100-yard rushing performances by a QB (currently tied w/ Mike Vick – 10).
- Jackson (9,697) is 303 passing yards shy of 10,000 for his career. When he hits the mark, he'll become the fastest QB in NFL history to record 10,000 passing yards and 3,500 rushing yards.

RB Latavius Murray

- With 1 more TD, Murray (47 rushing & 2 receiving) will reach 50 total TDs for his career.

K Justin Tucker

- Tucker needs 39 more points this season to reach 130 and become the first kicker in NFL history to achieve that mark in six consecutive seasons.
- Tucker (23) is 7 FGM shy of recording 30 FGM for the seventh time in his career. He already owns the NFL record for most seasons (six) with 30+ FGM.

RAVENS RADIO BROADCASTS

- The Ravens' 2021 radio team features Gerry Sandusky and former Ravens FB Femi Ayanbadejo. Sandusky, WBAL-TV 11's sports director, delivers the play-by-play for the broadcast team, while Ayanbadejo serves as the color analyst.
- Games can be heard on 98Rock WIYY (97.9 FM), WBAL 1090 AM/101.5 FM, baltimore Ravens.com and in the Ravens mobile app (when in Baltimore). The network broadcasts each game with 30 affiliates spanning five states – Maryland, Delaware, Kentucky, Pennsylvania and West Virginia – and Washington, D.C.



RAVENS WINNING WAYS

TOP FRANCHISES / SINCE 2000

TOTAL WINS

1. New England Patriots..... 282
2. Pittsburgh Steelers..... 237
3. Green Bay Packers..... 233
4. Indianapolis Colts..... 227
5. Baltimore Ravens..... 225
6. Philadelphia Eagles..... 213

SUPER BOWL BERTHS

1. New England Patriots..... 9
2. New York Giants..... 3
- Pittsburgh Steelers..... 3
- Seattle Seahawks..... 3
5. Baltimore Ravens, Car., Den. ... 2
- Ind., KC, Phi., SF, TB..... 2

SUPER BOWL TITLES

1. New England Patriots..... 6
2. Baltimore Ravens..... 2
- New York Giants..... 2
- Pittsburgh Steelers..... 2
- Tampa Bay Buccaneers..... 2
6. Seven Teams..... 1

CONF. TITLE GAMES

1. New England Patriots..... 13
2. Green Bay Packers..... 6
- Philadelphia Eagles..... 6
- Pittsburgh Steelers..... 6
5. Baltimore Ravens..... 4
- Ind. & SF..... 4

WINNING SEASONS

1. New England Patriots..... 19
2. Pittsburgh Steelers..... 16
3. Baltimore Ravens..... 15
- Green Bay Packers..... 15
- Indianapolis, Seattle..... 15

(2000-20)

PLAYOFF BERTHS

1. New England Patriots..... 17
2. Green Bay Packers..... 15
- Indianapolis Colts..... 15
4. Seattle Seahawks..... 14
5. Baltimore, Phi., Pit..... 13

PLAYOFF GAMES

1. New England Patriots..... 41
2. Green Bay Packers..... 28
3. Baltimore Ravens..... 27
- Indianapolis Colts..... 27
- Seattle Seahawks..... 27

PLAYOFF WINS

1. New England Patriots..... 30
2. Baltimore Ravens..... 16
3. Pittsburgh Steelers..... 15
4. Green Bay Packers..... 14
- Philadelphia, Seattle..... 14

TWO-TIME SUPER BOWL CHAMPIONS



In a magnificent effort showcasing thrilling performances by their defense, offense and special teams units, the Baltimore Ravens won Super Bowl XXXV with a 34-7 victory over the New York Giants. Allowing the Giants a meager 152 total net yards, New York's attack crossed midfield just twice, while Baltimore's "D" posted 4 INTs. LB Ray Lewis was named the game's MVP, capping an accolade-filled season in which he was also tabbed the NFL's Defensive Player of the Year.

Baltimore defeated San Francisco, 34-31, in Super Bowl XLVII, capturing the franchise's second World Championship. After an amazing first-half performance, the Ravens took a commanding 28-6 lead. But following a bizarre, 34-minute power outage that halted play, the 49ers stormed back into contention. Clinging to a 34-29 edge late in the game, the Ravens stood firm on a pivotal goal-line stand, jamming SF on four-straight plays inside the 7-yard line. QB Joe Flacco was named the game's MVP.

PLAYOFF PERFORMERS

FRANCHISE PLAYOFF WINNING PERCENTAGES [SINCE 1970 MERGER]

Rk.	Team	Record	Pct.
1.	New England Patriots*****	36-20	.643
2.	New York Giants****	20-12	.625
3.	San Francisco 49ers*****	32-20	.615
4.	Baltimore Ravens**	16-11	.593
5.	Pittsburgh Steelers*****	36-25	.590

* Number of Super Bowl Titles

JOHN HARBAUGH ERA [SINCE 2008]

PLAYOFF BERTHS

1. New England Patriots..... 11
2. Green Bay Packers..... 10
3. Baltimore Ravens..... 9
- Seattle Seahawks..... 9
5. Indianapolis Colts..... 8
- Kansas City Chiefs..... 8
- New Orleans Saints..... 8
- Pittsburgh Steelers..... 8
9. Philadelphia Eagles..... 7

TOTAL WINS

1. New England Patriots..... 177
2. Green Bay Packers..... 152
3. Baltimore Ravens..... 148
- Pittsburgh Steelers..... 148
5. New Orleans Saints..... 146
6. Seattle Seahawks..... 134
7. Indianapolis Colts..... 131
8. Kansas City Chiefs..... 130
9. Four Teams..... 122

PLAYOFF WINS

1. New England Patriots..... 16
2. Baltimore Ravens..... 11
- Green Bay Packers..... 11
4. Seattle Seahawks..... 10
5. New Orleans, Pittsburgh..... 8

PLAYOFF GAMES

1. New England Patriots..... 24
2. Green Bay Packers..... 20
3. Baltimore Ravens..... 19
4. Seattle Seahawks..... 18
5. New Orleans, Pittsburgh..... 15

AFC TITLE GAMES

1. New England Patriots..... 8
2. Baltimore Ravens..... 3
- Kansas City Chiefs..... 3
- Pittsburgh Steelers..... 3
5. Denver, Indianapolis..... 2
- NY Jets..... 2

PLAYOFF ROAD WINS

1. Baltimore Ravens..... 8
2. Green Bay Packers..... 5
3. New York Jets..... 4
4. Philadelphia Eagles..... 3
- San Francisco, Seattle..... 3
- Tampa Bay, Tennessee..... 3

REG. SEASON WINS

1. New England Patriots..... 161
2. Green Bay Packers..... 141
3. Pittsburgh Steelers..... 140
4. New Orleans Saints..... 138
5. Baltimore Ravens..... 137
6. Indianapolis Colts..... 125
7. Seattle Seahawks..... 124

REG. SEASON HOME WINS

1. New England Patriots..... 90
2. Green Bay Packers..... 83
3. Baltimore Ravens..... 82
4. Pittsburgh Steelers..... 78
5. New Orleans Saints..... 75
6. Indianapolis Colts..... 71
- Minnesota, Seattle..... 71

SUPER BOWL SUCCESS

The Ravens are one of five franchises (New England, NY Giants, Pittsburgh & Tampa Bay) to win multiple Super Bowls since 2000.

HEAD COACH JOHN HARBAUGH



RECORDS (2008-21)

- Overall Career Record 148-90
- Regular Season Record..... 137-82
- at Home..... 82-28
- on Road 55-54
- vs. AFC 101-63
- vs. AFC North 50-30
- vs. NFC..... 36-19
- Playoff Record 11-8
- Home Playoff Games..... 2-2
- Road Playoff Games 8-6
- Super Bowl Record..... 1-0
- Preseason..... 40-12
- vs. Pittsburgh (incl. playoffs) .. 14-15

ALL-TIME RAVENS COACHING RECORDS

John Harbaugh is the third head coach in Baltimore Ravens history. He is the franchise's all-time winningest coach (148 total victories), 11 of which have come in the playoffs.

Coach	Seasons	Reg. Season	Playoffs	Total
John Harbaugh	2008-21	137-82	11-8	148-90
Brian Billick	1997-2007	80-64	5-3	85-67
Ted Marchibroda	1996-98	16-31-1	n/a	16-31-1

HARBAUGH FAST FACTS

John Harbaugh has led the Ravens to a playoff berth in nine (2008-12, 2014 & 2018-20) of his 13 full seasons, and in 2012, captured the franchise's second Super Bowl title. In 2019, Coach Harbaugh became the first Ravens coach ever to win Associated Press NFL Coach of the Year Award.

Here are several more Harbaugh quick hits:

✗ Harbaugh owns the most road playoff wins (eight) by a HC in NFL history. Tom Landry (Dal.) and Tom Coughlin (Jax./NYG) are second with seven each.

✗ Under Harbaugh, Baltimore is one of four teams (NE, GB & Sea.) to earn a playoff berth in nine of the past 13 seasons. Baltimore is also one of four teams (KC, Sea. & NO) to make the playoffs in each of the past three seasons (2018-2020).

✗ In 2019, the Ravens posted a franchise-best 14-2 record. Baltimore won a team-record 12-straight games to close out the regular season, earning its first-ever No. 1 playoff seed.

✗ Coach Harbaugh has led the Ravens to four AFC North Division titles (2011-12, 2018-19).

✗ The Ravens' 11 playoff wins since 2008 tie (GB) for the second most in the NFL (New England - 16).

✗ Under "Harbs," the Ravens have secured an appearance in three AFC Championship games (2008, 2011 & 2012).

✗ "Harbs" is the only head coach in NFL history to win a playoff game in each of his first four and five seasons.

✗ John and his brother, Jim (formerly of the 49ers), are the only head coaches to advance to three conference title games in the first five years as NFL bosses.

✗ Harbaugh is the only coach in NFL history to win a playoff game in six of the first seven seasons of a coaching career.

✗ In 2012, Harbaugh became the third coach (with Bill Cowher & Chuck Knox) since the 1970 merger to guide his team to the playoffs in each of his first five seasons.

✗ With the Ravens' 2014 playoff berth, Harbaugh became one of eight coaches in NFL history to make the postseason in six of their first seven seasons coaching.

RAVENS UNDER HARBAUGH: SINCE 2008

3

AFC TITLE GAMES
2ND MOST,
TIED, KC & PIT.

8

ROAD PLAYOFF WINS
NFL'S MOST

9

PLAYOFF BERTHS
3RD MOST,
TIED, SEA.

11

PLAYOFF WINS
2ND MOST, TIED, GB

82

WINS AT HOME
3RD MOST

148

TOTAL VICTORIES
3RD MOST, TIED, PIT.

HEAD COACH JOHN HARBAUGH

ACTIVE HEAD COACH WINNING PERCENTAGE

Baltimore Ravens head coach John Harbaugh owns the fourth-best (tied, Andy Reid) winning percentage (.622) among active coaches (min. 85 games), compiling a strong 148-90 record (including playoffs).

2021 ACTIVE HEAD COACHES / CAREER WINNING PERCENTAGE (TOTALS INCLUDE REGULAR SEASON AND PLAYOFF GAMES / MIN. 85 GAMES)

Rank	Coach	Teams	Seasons	Record	Pct.
1.	Bill Belichick	Cle./NE	1991-95, 2000-21	319-152	.677
2.	Mike Tomlin	Pit.	2007-21	158-91-2	.634
3.	Sean Payton	NO	2006-21	157-95	.623
4.	John Harbaugh	Bal.	2008-21	148-90	.622
	Andy Reid	Phi./KC	1999-2012, 2013-21	245-149-1	.622
6.	Bruce Arians	Ind./Ari./TB	2012, 2013-17, 2019-21	80-49-1	.619
7.	Pete Carroll	NYJ/NE/Sea.	1994, 1997-99, 2010-21	159-112-1	.586

NINE PLAYOFF BERTHS

COACHES WITH AT LEAST NINE PLAYOFF BERTHS – IN FIRST 13 NFL SEASONS –

Coach	Berths
Tony Dungy	11
Bud Grant.....	10
Marty Schottenheimer	10
John Harbaugh.....	9
Pete Carroll	9
Bill Cowher	9
Mike Holmgren	9
Chuck Knox.....	9
Mike McCarthy.....	9
Andy Reid.....	9

COACH HARBAUGH'S CAREER STOPS

Team	Position	Years
Baltimore Ravens	Head Coach	2008-21
Philadelphia Eagles	Secondary	2007
Philadelphia Eagles	Special Teams Coordinator	1998-2006
Indiana University	DBs / Special Teams Coord.	1997
University of Cincinnati	Assistant Head Coach	1995-96
University of Cincinnati	TEs / OLBs / RBs / Special Teams	1989-94
Morehead State	DBs / ST Coord. / S&C Coach	1988
University of Pittsburgh	Tight Ends	1987
Western Michigan	Graduate Assistant	1984-86

HARBS IN ELITE COMPANY

MOST PLAYOFF WINS BY A HEAD COACH / FIRST 13 SEASONS

Coach (Teams)	Playoff Wins	Seasons
Joe Gibbs (Was.)	16	1981-2004
Bill Belichick (Cle./NE)	15	1991-2007
Chuck Noll (Pit.)	14	1969-1981
John Harbaugh (Bal.)	11	2008-20

HARBS' RAVENS TENURE

Year	Record	Playoffs (Result)
2021	8-3	TBD
2020	11-5	1-1 (Advanced to Divisional Round)
2019	14-2	0-1 (No. 1 Seed / Advanced to Divisional Round)
2018	10-6	0-1 (Advanced to Wild Card Round)
2017	9-7	No Playoff Berth
2016	8-8	No Playoff Berth
2015	5-11	No Playoff Berth
2014	10-6	1-1 (Advanced to Divisional Round)
2013	8-8	No Playoff Berth
2012	10-6	4-0 (Won Super Bowl XLVII)
2011	12-4	1-1 (Advanced to AFC Championship)
2010	12-4	1-1 (Advanced to Divisional Round)
2009	9-7	1-1 (Advanced to Divisional Round)
2008	11-5	2-1 (Advanced to AFC Championship)

DURING HARBAUGH ERA / SINCE 2008

TOTAL WINS (REG + POST)

Rk.	Team	Total Wins
1.	New England	177
2.	Green Bay	152
3.	Baltimore	148
	Pittsburgh	148
5.	New Orleans	146

PLAYOFF BERTHS

Berths	Team (Seasons)
11.....	NE ('09-19)
10	GB ('09-16, '19-20)
9	Bal. ('08-12, '14, '18-20)
9	Sea. ('10, '12-16, '18-20)
8	Ind., KC, NO, Pit. (n/a)

POSTSEASON SUCCESS: ACTIVE COACHES

PLAYOFF WIN PERCENTAGE (MIN. 6 GAMES)

Rk.	Coach	Rec.	Pct.
1.	Bill Belichick	31-12	.721
2.	Bruce Arians	5-2	.714
3.	John Harbaugh	11-8	.579
4.	Mike McCarthy	10-8	.556
5.	Andy Reid	17-15	.531

SUPER BOWL TITLES

1.	Bill Belichick.....	6
2.	John Harbaugh.....	1
	Bruce Arians	1
	Pete Carroll.....	1
	Sean Payton.....	1
	Andy Reid	1
	Mike Tomlin.....	1

HARBS' REGULAR SEASON TRENDS

• September	31-16
• October.....	26-26
• November.....	40-17
• December.....	36-21
• January.....	4-2
• Leading at halftime	110-21
• Leading after 3 quarters	119-15
• When scoring first	100-29
• Positive or even turnover ratio	107-35
• Scoring 20 or more points.....	117-38
• Scoring 30 or more points.....	57-5
• Totaling 350 or more net yards.....	81-32
• Rushing for 150 or more yards	56-12
• Holding opponent under 250 net yards	47-7
• Holding opponent under 21 points	110-16

RAVENS DEFENSIVE NOTES



DON MARTINDALE

4TH SEASON AS RAVENS
DEFENSIVE COORDINATOR

“Our defense and how we play definitely represents his personality and the way we attack offenses. He’s done a good job of putting us all in the position to make plays from different positions, as well.”

- S Chuck Clark on Defensive Coordinator Don “Wink” Martindale

A DOMINANT DEFENSIVE COORDINATOR

- For three-plus seasons as Baltimore’s D.C., Don “Wink” Martindale has led the Ravens’ defense to incredible success. In 2018, Martindale was recognized by *SI/MMQB* as the Assistant Coach of the Year and was the *AP* NFL runner-up (then-Bears’ DC Vic Fangio) for the same award, guiding Baltimore’s unit to a No. 1 ranking (292.2 ypg allowed).
- In 2020, Baltimore allowed the NFL’s second-fewest points (18.9 ppg) and produced the No. 2 third-down defense (34.0%), while also registering a league-high 22 FFs on defense.

TOP 2021 DEFENSIVE RANKINGS

RUSHING YPG DEFENSE / 2021

Rk.	Team	YPG
1.	Tampa Bay Buccaneers.....	81.0
2.	Baltimore Ravens	84.2
3.	New Orleans Saints.....	91.9

THIRD-DOWN DEFENSE / 2021

Rk.	Team	PCT.
1.	Baltimore Ravens	30.5
2.	Dallas Cowboys	31.3
3.	Arizona Cardinals	32.6

DEFENSIVE THREE-AND-OUT PCT. / 2021

Rk.	Team	Pct.
1.	Indianapolis Colts	24.2
2.	Pittsburgh Steelers	23.6
3.	San Francisco 49ers.....	23.3
4.	Denver Broncos.....	22.5
5.	Philadelphia Eagles	22.3
6.	Baltimore Ravens	22.2

UNDER WINK: DID YOU KNOW?

Since 2018, when Don Martindale was named defensive coordinator, Baltimore’s defensive backs lead the NFL in FFs (25), sacks (23.5), QBHs (59), QB pressures (92) and D-TDs (8).

WINK IN A BLINK

Since Don Martindale was named the Ravens’ defensive coordinator in 2018, Baltimore’s unit has excelled, ranking in the top tier of the NFL in several key defensive categories.

– NFL RANKINGS UNDER MARTINDALE / SINCE 2018 –

POINTS ALLOWED PER GAME

1.	New England	18.2
2.	Baltimore	18.9
3.	Buffalo	20.2
4.	Chicago.....	20.4
5.	Pittsburgh	21.1

YARDS ALLOWED PER GAME

1.	Buffalo	307.5
2.	San Francisco	315.1
3.	Baltimore	317.5
4.	Pittsburgh	322.7
5.	Chicago	325.1

DEFENSIVE TOUCHDOWNS

1.	Baltimore	12
	New England	12
3.	LA Rams	11
4.	Kansas City.....	10
	Tampa Bay	10

OPPONENT COMPLETION PCT.

1.	Baltimore	60.1
2.	New England.....	61.1
3.	Pittsburgh.....	61.7
4.	Buffalo.....	62.5
5.	Green Bay	62.7

DEFENSIVE RANKINGS UNDER HARBAUGH

Don Martindale leads a defensive unit that, during the John Harbaugh Era (2008-21), has been superb. Baltimore ranks either No. 1 or No. 2 in the major defensive categories.

2	2	1
POINTS ALLOWED PER GAME	TOTAL NET YARDS ALLOWED PER GAME	RUSHING YARDS ALLOWED PER GAME
19.1	317.7	96.8
1	2	1
SCRIMMAGE TDs ALLOWED	OPPONENT PASSER RATING	THIRD-DOWN DEFENSE
414	80.6	35.7

DEFENSIVE FAST FACTS

- Under John Harbaugh, the Ravens have posted a Top 5 scoring defense in seven of his completed 13 seasons.
- During Coach Harbaugh’s full 13 seasons in Baltimore, the Ravens have boasted 10 Top 10 defenses (yards allowed).
- In a 2020 win vs. Cin. (10/11), Baltimore had five different DBs record at least 1 sack, marking the first time in NFL history that feat has been accomplished.
- In 2018’s Week 6 win at the Titans, Baltimore racked up a franchise-best 11 sacks, tying for the second most by a team in league history. They also stand as the most in an NFL game since 2012 (SD, 11).
- Since 2017, 31 shutouts have been pitched by defenses throughout the NFL. Of those, a league-high 4 (tied w/ New England) have come courtesy of the Ravens.

RAVENS OFFENSIVE NOTES



GREG ROMAN
3RD SEASON AS RAVENS OFFENSIVE COORDINATOR
2019 NFL ASSISTANT COACH OF THE YEAR
MOST CONSECUTIVE GAMES W/ 100+ RUSHING YARDS (PRO FOOTBALL HISTORY)

Baltimore Ravens (2018-21)	43
Pittsburgh Steelers (1974-77)	43
Detroit Lions (1935-39)	38

ROMAN'S OFFENSES RACK UP TEAM RECORDS

In 2019, Baltimore set single-season franchise records in total TDs (64), points (531), net yards (6,521), rushing yards (3,296) and first downs (386). In 2020, the Ravens posted the second-most total TDs (55), points (468) and rushing yards (3,071) in franchise history.

TOTAL TDs			POINTS		
Rk.	Year	TDs	Rk.	Year	Points
1.	2019	64	1.	2019	531
2.	2020	55	2.	2020	468
3.	2009	47	3.	2014	409

NET YARDS			RUSHING YARDS		
Rk.	Year	Yards	Rk.	Year	Yards
1.	2019	6,521	1.	2019	3,296
2.	2018	5,999	2.	2020	3,071
3.	2014	5,838	3.	2003	2,674

DID YOU KNOW?

- During the John Harbaugh Era (since 2008) when rushing for at least 125 yards, the Ravens have produced an 81-19 record. Baltimore is 56-12 when rushing for at least 150 yards and 30-3 when tallying at least 200 yards, under Coach Harbaugh.
- Eight of the Ravens' all-time Top 13 rushing outputs have occurred since 2018, when QB Lamar Jackson became the starter: 404 at Cin. in 2020 (1st), 296 at Cle. in 2018 (4th), 294 vs. Dal. in 2020 (5th), 285 at LAR in 2019 (7th), 269 vs. Cin. in 2019 (9th), 267 vs. Cin. in 2018 (10th), 265 vs. Pit. in 2020 (11th) & 265 at Mia. in 2019 (11th).
- The 2020 Ravens became the first team in NFL history to have three players – QB Lamar Jackson, RB J.K. Dobbins & RB Gus Edwards – each tally at least 700 rushing yards and 6 rushing TDs.
- Since QB Lamar Jackson became Baltimore's starter in Week 11 of 2018, the Ravens have rushed for at least 200 yards in an NFL-high 22 games. (Tennessee is second with 12 such games.)

TOP 2021 RANKINGS

NET YARDS PER GAME

1. Dallas 419.8
2. Kansas City 402.4
3. Tampa Bay 401.7
4. **Baltimore** 393.5

RUSHING YPG

1. Philadelphia 157.9
2. **Baltimore** 150.7
3. Cleveland 147.1
4. Indianapolis 144.5

TOTAL FIRST DOWNS

1. Kansas City 281
2. Tampa Bay 268
3. **Baltimore** 267
4. Indianapolis 264

THREE-AND-OUT PCT.

1. Kansas City 9.0
2. **Baltimore** 11.5
3. Buffalo 12.5
4. LA Rams 13.4

2021: BIG PLAY OFFENSE

Entering Week 13, the Ravens' offense has registered 49 plays gaining 20+ yards, a mark that ranks as the NFL's fifth most.

OFFENSIVE PLAYS GAINING 20+ YARDS / 2021 SEASON

Rk.	Team	20+ Plays	Runs	Passes
1.	Las Vegas Raiders	63	5	58
2.	New England Patriots	55	8	47
3.	Minnesota Vikings	54	8	46
4.	Tampa Bay Buccaneers	52	4	48
5.	Baltimore Ravens	49	8	41

OFFENSIVE RANKINGS SINCE 2019 / ROMAN AS RAVENS O.C.

POINTS PER GAME

1. Tampa Bay 30.2
2. **Baltimore** 29.4
3. Kansas City 28.0

RUSHING YARDS PER GAME

1. **Baltimore** 186.6
2. Tennessee 150.0
3. Cleveland 137.3

RAVENS SET NFL RECORD

From Week 11 of 2018, when QB Lamar Jackson became the Ravens' starter, through Week 9 of 2020, Baltimore scored 20+ points in 31 straight regular season games, marking the longest streak in NFL history.

CONSECUTIVE GAMES SCORING 20+ POINTS / NFL HISTORY

Rk.	Team	Dates	Cons. Games
1.	Baltimore	11/18/2018 – 11/08/2020	31
2.	Denver	12/02/2012 – 11/09/2014	30
3.	St. Louis	09/12/1999 – 11/26/2000	28

MOST RUSHING YARDS IN A 16-GAME NFL SEASON

Rk.	Team (Year)	Yards	Avg.	Att.
1.	Baltimore (2019)	3,296	5.53	596
2.	New England (1978)	3,165	4.72	671
3.	Baltimore (2020)	3,071	5.53	555
4.	Kansas City (1978)	2,986	4.50	663
5.	Chicago (1984)	2,974	4.41	674

RAVENS SPECIAL TEAMS NOTES



CHRIS HORTON
3RD SEASON AS RAVENS
SPECIAL TEAMS COORDINATOR

RAVENS SINCE 2011

- 6** KICKOFF RETURN TDs
NFL'S SECOND MOST
[TIED WITH KC]
- 6** PUNT RETURN TDs
NFL'S THIRD MOST
[TIED WITH CHI., DEN. & PHI.]
- 12** TOTAL RETURN TDs
NFL'S THIRD MOST

DUVERNAY A TOP 2021 RETURNER

Entering Week 13, **WR/RS Devin Duvernay** owns a 15.1 PR average, ranking No. 1 in the NFL. His 348 PR yards also stand as the NFL's most.

NFL PUNT RETURN AVERAGE / 2021

Rk.	Player (Team)	PR	Yards	Avg.	Long	TDs
1.	Devin Duvernay (Bal.)	23	348	15.1	42	0
2.	Gunner Olszewski (NE)	23	288	12.5	27	0
3.	Kalif Raymond (Det.)	16	197	12.3	48	0

Duvernay also ranks No. 1 in the NFL in 20+ yard punt returns.

PUNT RETURNS OF 20+ YARDS / 2021

Rk.	Player (Team)	20+ Yard PR
1.	Devin Duvernay (Bal.)	6
2.	Gunner Olszewski (NE)	4
3.	Demetric Felton (Cle.)	3

BALTIMORE BLOCK PARTY

BLOCKED KICKS / SINCE 2014

Rk.	Team	Blocks
1.	Philadelphia	21
2.	New England	20
3.	Denver	19
4.	Miami	17
5.	Baltimore	16

RAVENS' 16 BLOCKS (SINCE 2014): BREAKDOWN

Total Blocks	16	1st Qtr.	4	When Losing	9
FG Blocks	10	2nd Qtr.	2	When Winning	5
PAT Blocks	3	3rd Qtr.	4	When Tied	2
Punt Blocks	3	4th Qtr.	6	Record	12-4

7 – A team-high special teams tackles by LB Chris Board, who represents Baltimore on the NFL's 2021 Pro Bowl ballot.

A RICH HISTORY OF SPECIAL TEAMS

Following the retirement of longtime ST coordinator Jerry Rosburg, Chris Horton took over as the special teams coach in 2019. Horton, who served as Rosburg's assistant for three seasons (2016-18), leads the standout special teams battery.

SIX PRO BOWLERS

• Six Ravens have earned 12 combined Pro Bowl honors during the John Harbaugh Era (since 2008): ST Brendon Ayanbadejo (2008), K Billy Cundiff (2010), RS Jacoby Jones (2012), K Justin Tucker (2013, 2016 & 2019-20), LS Morgan Cox (2015, 2016 & 2019-20) and P Sam Koch (2015).

PRIME KICKER & PUNTER

• Four-time Pro Bowl K Justin Tucker, who the Ravens signed as a rookie free agent, owns the NFL's most FGs (314) since entering the NFL in 2012. With a 90.8% career success mark, "Tuck" is the most accurate kicker in league history (314-of-346 on FGAs). Earning his first Pro Bowl nod in 2015, P Sam Koch's 46.7 gross average ranked No. 9 in the NFL that season, while his 42.9 net average was No. 2. In 2017, Koch led the NFL in both punts inside the 10 (16) and the 20 (a franchise-record 40).

RAVENS' RETURN MEN SOAR

• Dating back to 2011, six different Ravens have returned punts for touchdowns: WR Michael Campanaro, WR Kaelin Clay, WR Tandon Doss, CB Cyrus Jones, WR Jacoby Jones and DB Lardarius Webb.

DUVERNAY CONTINUES ROOKIE KOR-TD TREND

• In Week 3 of 2020 vs. KC, then-rookie WR Devin Duvernay produced a 93-yard KOR-TD. It marked the NFL's first KOR-TD of 2020 and was the Ravens' sixth KOR-TD since 2011, tied with KC for the NFL's second most. Only the Vikings (7) have produced more KOR-TDs dating back to 2011. Duvernay became the fifth rookie in Ravens history to return a kickoff for a TD: Patrick Johnson (1998), Yamon Figurs (2007), Lardarius Webb (2009) and David Reed (2010).

NO. 1 KOR AVERAGE UNDER HARBAUGH

Since 2008, when John Harbaugh became the Ravens' head coach, Baltimore owns the NFL's No. 1 KOR average (24.9).

NFL KICKOFF RETURN AVERAGE (SINCE 2008 / HARBAUGH'S BALTIMORE TENURE)

Rk.	Team	KOR	Yards	Avg.	Long	TDs
1.	Baltimore	539	13,397	24.9	108t	8
2.	Minnesota	590	14,456	24.5	109t	12
3.	New Orleans	511	12,093	23.7	106t	2

RAVENS PERSONNEL NOTES



ERIC DeCOSTA

26TH SEASON WITH THE RAVENS
3RD AS EVP & GENERAL MANAGER

RAVENS SCOUTING HISTORY / SINCE 1996

29 HOMEOWN RAVENS
PRO BOWLERS

25 DRAFTED RAVENS TO
EARN PRO BOWL HONORS

4 UNDRAFTED ROOKIES TO
EARN PRO BOWL HONORS

HOMEOWN PRO BOWLERS

The Ravens have had 50 different players earn Pro Bowl honors since the team's 1996 inception. Of those, 29 are homegrown – 25 drafted and 4 signed as a rookie free agent.

RAVENS HOMEOWN PRO BOWLERS / SINCE 1996 INCEPTION

Year	Drafted (Rd.)	Name	Pro Bowls
1996 (1st)		LB Ray Lewis	13
1996 (1st)		T Jonathan Ogden	11
2002 (1st)		S Ed Reed	9
2007 (3rd)		G Marshal Yanda	8
2003 (1st)		OLB Terrell Suggs	7
2006 (1st)		DT Haloti Ngata	5
1997 (1st)		OLB Peter Boulware	4
2010 (RFA)		LS Morgan Cox #	4
2014 (1st)		LB C.J. Mosley	4
2012 (RFA)		K Justin Tucker #	4
1999 (1st)		CB Chris McAlister	3
2008 (2nd)		Ray Rice	3
2018 (3rd)		T Orlando Brown Jr.	2
2001 (1st)		TE Todd Heap	2
2017 (1st)		CB Marlon Humphrey	2
2016 (5th)		OLB Matthew Judon	2
1996 (5th)		WR/RS Jermaine Lewis	2
2007 (4th)		FB Le'Ron McClain	2
2017 (RFA)		FB Patrick Ricard #	2
2000 (6th)		OLB Adalius Thomas	2
2018 (3rd)		TE Mark Andrews	1
2007 (1st)		G Ben Grubbs	1
2018 (1st)		QB Lamar Jackson	1
2013 (4th)		FB Kyle Juszczyk	1
2006 (6th)		P Sam Koch	1
2000 (1st)		RB Jamal Lewis	1
2002 (RFA)		LB Bart Scott #	1
2016 (1st)		T Ronnie Stanley	1
2013 (3rd)		DT Brandon Williams	1

Undrafted Rookie Free Agent

Bold Indicates 2020 Pro Bowler

FIRST-ROUND FINDS

The Ravens have tabbed 28 players in the first round. These picks have earned 65 combined Pro Bowls, multiple POTY Awards, an NFL MVP honor, two Super Bowl MVPs and three HOF selections.

RAVENS ALL-TIME FIRST-ROUND DRAFT PICKS

Year	Name	Pick	Pro Bowls
1996	T Jonathan Ogden * ~	4	11
1996	LB Ray Lewis + + ~ ~	26	13
1997	LB Peter Boulware *	4	4
1998	CB Duane Starks	10	
1999	CB Chris McAlister	10	3
2000	RB Jamal Lewis * =	5	1
2000	WR Travis Taylor	10	
2001	TE Todd Heap	31	2
2002	S Ed Reed * + ~	24	9
2003	OLB Terrell Suggs * +	10	7
2003	QB Kyle Boller	19	
2005	WR Mark Clayton *	22	
2006	DT Haloti Ngata *	12	5
2007	G Ben Grubbs *	29	2
2008	QB Joe Flacco ^ ~	18	
2009	T Michael Oher *	23	
2011	CB Jimmy Smith	27	
2013	S Matt Elam	32	
2014	LB C.J. Mosley *	17	4
2015	WR Breshad Perriman	26	
2016	T Ronnie Stanley	6	1
2017	CB Marlon Humphrey	16	2
2018	TE Hayden Hurst	25	
2018	QB Lamar Jackson %	32	1
2019	WR Marquise Brown	25	
2020	ILB Patrick Queen *	28	
2021	WR Rashod Bateman	27	
2021	OLB Odafe Oweh	31	

% NFL MVP ~ Super Bowl MVP + Defensive Player of the Year
= Offensive Player of the Year ~ Pro Football Hall of Fame
* All-Rookie Team ^ NFL Rookie of the Year (Fan Vote)

Baltimore has drafted three players (Ogden, Lewis & Reed) who were selected to the Pro Football Hall of Fame. For Ogden & Lewis, it was the first time ever two players were drafted in the same round (1st in 1996) by a team and reached the HOF in their initial year of eligibility.

Eric DeCosta has been with the franchise since Day One, first beginning as an intern during the inaugural 1996 season and then ascending to the personnel department's chief decision-maker in 2019. Prior to being named EVP/GM – succeeding the legendary Ozzie Newsome – DeCosta, 50, received GM interview offers annually from multiple teams in recent years. However, he never seriously considered leaving Baltimore, which has always aligned perfectly with what he envisioned to be his dream job.

RAVENS PERSONNEL NOTES



OZZIE NEWSOME

26TH SEASON WITH THE RAVENS
31ST SEASON IN FRONT OFFICE ROLE

"He and I have always been very different in a lot of ways, but so aligned. It's a special relationship in my life. I've learned a lot of football, but honestly, just a lot more about being a good person. So, I am extremely happy that Ozzie is going to play such a significant role moving forward for this organization."

- Ravens EVP & GM Eric DeCosta on Ozzie Newsome

"20/20 CLUB"

The Ravens' "20/20 Club" includes members of the personnel staff who started with as young assistants and grew into evaluators with more input. The term "20/20" refers to hiring 20-year-olds for \$20,000. But according to Ozzie Newsome: "The guys actually started when they were a little older than 20 and for more than \$20,000, but that's what we call them."

RAVENS "2020 CLUB" GRADUATES / CURRENT SCOUTS

Name	Joined Ravens	Current Title
George Kokinis	1991 (w/ Browns)	Dir. of Player Personnel
Eric DeCosta	1996	EVP & General Manager
Joe Hortiz	1998	Dir. of Player Personnel
Mark Azevedo	2005	Asst. Dir. of College & Pro Pers.
David Blackburn	2007	National Scout
Andrew Raphael	2013	National Scout
Brandon Berning	2015	Midwest/SW Area Scout
Joey Cleary	2015	Southeast Area Scout
Corey Frazier	2017	West Coast Area Scout
"Q" Attenoukon	2017	Pro & College Scout
Patrick McDonough	2018	Pro & College Scout
Chas Stallard	2018	Southwest Area Scout

ALL-PRO DRAFT PICKS

The Ravens' success drafting standout players cannot be ignored. Over the past 25 years, led by Ozzie Newsome and now Eric DeCosta, Baltimore has drafted 15 players who've gone on to earn AP first-team All-Pro honors. When including undrafted rookies LS Morgan Cox and K Justin Tucker, Baltimore has produced 17 "homegrown" AP first-team All-Pro selections.

MOST DRAFT CHOICES TO EARN AP FIRST-TEAM ALL-PRO (SINCE 1996 / RAVENS INCEPTION)

1. Pittsburgh 17	Marlon Humphrey (1)	Chris McAlister (1)	Ed Reed (5)
2. New England . . 16	Lamar Jackson (1)	Le'Ron McClain (1)	Ronnie Stanley (1)
3. Baltimore . . . 15	Jamal Lewis (1)	Haloti Ngata (2)	Terrell Suggs (1)
San Francisco . . 15	Jermaine Lewis (1)	Jonathan Ogden (4)	Adalius Thomas (1)
	Ray Lewis (7)	Kelechi Osemele (1)	Marshal Yanda (2)

SUCCESS ACROSS THE DRAFT BOARD

1ST ROUND

Jonathan Ogden ('96), Ray Lewis ('96), Peter Boulware ('97), Chris McAlister ('99), Jamal Lewis ('00), Todd Heap ('01), Ed Reed ('02), Terrell Suggs ('03), Haloti Ngata ('06), Ben Grubbs ('07), Joe Flacco ('08), Michael Oher ('09), Jimmy Smith ('11), C.J. Mosley ('14), Ronnie Stanley ('16), Marlon Humphrey ('17), Lamar Jackson ('18), Marquise Brown ('19), Patrick Queen ('20)

2ND ROUND

Jamie Sharper ('97), Anthony Weaver ('02), Ray Rice ('08), Paul Kruger ('09), Torrey Smith ('11), Courtney Upshaw ('12), Kelechi Osemele ('12), Tyus Bowser ('17), J.K. Dobbins ('20)

3RD ROUND

Casey Rabach ('01), Marshal Yanda ('07), Lardarius Webb ('09), Brandon Williams ('13), Orlando Brown Jr. ('18), Mark Andrews ('18)

4TH ROUND

Edwin Mulitalo ('99), Edgerton Hartwell ('01), Jarret Johnson ('03), Le'Ron McClain ('07), Dennis Pitta ('10), Kyle Juszczyk ('13), Za'Darius Smith ('15), Tavon Young ('16)

5TH ROUND

Jermaine Lewis ('96), Dawan Landry ('06), Arthur Jones ('10), Pernell McPhee ('11), Rick Wagner ('13), Nick Boyle ('15), Matthew Judon ('16)

6TH ROUND

Adalius Thomas ('00), Chester Taylor ('02), Sam Koch ('06), Tyrod Taylor ('11), Ryan Jensen ('13), Darren Waller ('15), Chuck Clark ('17), Bradley Bozeman ('18), DeShon Elliott ('18)

7TH ROUND

DeAngelo Tyson ('12), Michael Campanaro ('14), Zach Sieler ('18)

RFA

Mike Flynn ('97), Priest Holmes ('97), Will Demps ('02), Bart Scott ('02), Ma'ake Kemoeatu ('02), Jameel McClain ('08), Dannell Ellerbe ('09), Morgan Cox ('10), Justin Tucker ('12), James Hurst ('14), Zach Orr ('14), Patrick Onwuasor ('16), Michael Pierce ('16), Matt Skura ('16), Patrick Ricard ('17), Chris Board ('18), Gus Edwards ('18), Ty'Son Williams ('21)

Ozzie Newsome's legacy is unlike any the game has seen. Known throughout all of sports as a premier leader, he is a Hall of Fame player, the architect of Baltimore's 2000 and 2012 Super Bowl championship teams and an elite evaluator who became the NFL's first African American GM. In 2019, his longtime top lieutenant, Eric DeCosta, took over as the Ravens' EVP & GM. However, Newsome maintains a significant role within the organization as its executive VP.

RAVENS IRONMEN / TURNOVER NOTES

RAVENS IRONMEN

RAVENS CONSECUTIVE GAMES PLAYED / ACTIVE STREAKS



JUSTIN TUCKER
155



CHUCK CLARK
66



TYUS BOWSER
53

RAVENS CONSECUTIVE GAMES PLAYED / ALL-TIME STREAKS

Rk.	Player	Games	Years
1.	Sam Koch	239	2006-20
2.	Justin Tucker	155	2012-present
3.	Jarret Johnson	129	2003-11
4.	Joe Flacco	122	2008-15
5.	Anthony Levine Sr.	117	2013-20
6.	Peter Boulware	111	1997-2003

RAVENS ALL-TIME GAMES PLAYED

Rk.	Player	Games	Years
1.	Sam Koch	250	2006-present
2.	Terrell Suggs	229	2003-18
3.	Ray Lewis	228	1996-2012
4.	Matt Stover	207	1996-2008
5.	Jonathan Ogden	177	1996-2007
	Marshal Yanda	177	2007-19
7.	Morgan Cox	164	2010-20
8.	Joe Flacco	163	2008-18
9.	Ed Reed	160	2002-12
10.	Justin Tucker	155	2012-present
11.	Jarret Johnson	143	2003-11
12.	Anthony Levine Sr.	140	2012-present
13.	Chris McAlister	135	1999-2008
	Haloti Ngata	135	2006-14
15.	Kelly Gregg	134	2001-10
16.	Mike Flynn	133	1998-2007
	Todd Heap	133	2001-10

MOST REGULAR SEASON GAMES PLAYED RAVENS FRANCHISE HISTORY



SAM KOCH
250



TERRELL SUGGS
229



RAY LEWIS
228

TURNOVER MARGIN SINCE 2008

Since John Harbaugh's 2008 Baltimore arrival, the Ravens have produced the NFL's fifth-best turnover differential (+50).

NFL's TOP TURNOVER DIFFERENTIALS [SINCE 2008 / JOHN HARBAUGH ERA]

Rk.	Team	Takeaways	Giveaways	Turnover Diff.
1.	New England	390	223	+167
2.	Green Bay	356	235	+121
3.	Seattle	347	270	+77
4.	Kansas City	344	279	+65
5.	Baltimore	340	290	+50

Note: The Ravens (-7) tie for 27th in the NFL in 2021.

TURNOVER MARGIN AT HOME

Baltimore owns a +52 differential at home during the John Harbaugh Era, ranking as the league's fourth-best mark.

NFL's TOP TURNOVER DIFFERENTIALS / AT HOME [SINCE 2008 / JOHN HARBAUGH ERA]

Rk.	Team	Takeaways	Giveaways	Turnover Diff.
1.	Green Bay	201	103	+98
2.	New England	201	114	+87
3.	Seattle	184	124	+60
4.	Baltimore	186	134	+52

TURNOVER TABLE SINCE 2000

Year	TA/TO	Plus/Minus	Record
2021	10/17	-7	8-3
2020	22/18	+4	11-5
2019	25/15	+10	14-2
2018	17/20	-3	10-6
2017	34/17	+17	9-7
2016	28/23	+5	8-8
2015	14/28	-14	5-11
2014	22/20	+2	10-6
2013	24/29	-5	8-8
2012	25/16	+9	10-6
2011	26/24	+2	12-4
2010	27/20	+7	12-4
2009	32/22	+10	9-7
2008	34/21	+13	11-5
2007	23/40	-17	5-11
2006	40/23	+17	13-3
2005	26/36	-10	6-10
2004	34/23	+11	9-7
2003	41/38	+3	10-6
2002	31/32	-1	7-9
2001	28/36	-8	10-6
2000	49/26	+23	12-4
Total	612/544	+68	209-138

THE RAVENS ARE...

SINCE 2000, HERE ARE THE RAVENS' RECORDS IN A GAME:

When turnover ratio is +2 or better 86-5
 When turnover ratio is +1 or better 128-19
 When turnover ratio is even 43-28
 When turnover ratio is negative 38-91

THAT M&T MAGIC

HOME UNDER HARBS

Under John Harbaugh (since 2008), the Ravens own the NFL's third-best home winning percentage (.745), going 82-28 at M&T Bank Stadium.

NFL'S BEST REGULAR SEASON HOME RECORDS (JOHN HARBAUGH ERA / SINCE 2008)

Rk.	Team	Record	Pct.
1.	New England Patriots	90-21	.811
2.	Green Bay Packers	83-24-2	.771
3.	Baltimore Ravens	82-28	.745
4.	Pittsburgh Steelers	78-31-1	.714
5.	New Orleans Saints	75-33	.694

RAVENS DEFEND THE BANK

The Ravens have been outstanding at home since they arrived in Baltimore. Below are their respective home records and corresponding NFL rankings during several periods.

RAVENS HOME RECORDS / NFL RANKINGS

Time Period (Milestone)	Record	NFL Rank
Since 2010 (Past 12 Seasons)	70-24	3
Since 2008 (John Harbaugh's Arrival)	82-28	3
Since 2000 (First Super Bowl Season)	128-46	2
Since 1998 (M&T Bank Stadium Opened)	136-54	3
Since 1996 (Team's Inception)	143-62-1	4

HOME "D" UNDER HARBS (SINCE 2008)

17.3 **77.6** **305.9**

POINTS ALLOWED
PER GAME
[NFL'S BEST]

OPPONENT PASSER
RATING
[NFL'S 2ND BEST]
BUFFALO - 76.5

YARDS ALLOWED
PER GAME
[NFL'S BEST]

X DATING BACK TO 2008, THE RAVENS HAVE OUTSCORED OPPONENTS 2,846 TO 1,907 AT HOME. IN THEIR 82 WINS DURING THIS SPAN, THE MARGIN OF VICTORY HAS BEEN 14.4 POINTS PER GAME.

X THE RAVENS OWN A +939 POINT DIFFERENTIAL AT HOME UNDER JOHN HARBAUGH, RANKING NO. 3 IN THE NFL [NE IS +1,256 & GB IS +993].

X BALTIMORE IS 38-0 UNDER HARBAUGH WHEN ALLOWING 12 POINTS OR FEWER AT HOME.

HOME "D" DOMINANCE DATES WAY BACK

The Ravens' "D" has been stout at home for many seasons. Since 2003, Baltimore ranks at the top in several key categories:

BEST NFL DEFENSES AT HOME / SINCE 2003

POINTS PER GAME (Fewest Allowed)	TOTAL DEFENSE (Fewest Yards Allowed)
1. Baltimore 17.0	1. Baltimore 299.1
2. New England 17.2	2. Pittsburgh 300.0
3. Pittsburgh 18.4	3. NY Jets 319.4
INTERCEPTIONS	DEFENSIVE TDs
1. New England 180	1. Arizona 33
2. Green Bay 173	2. Baltimore 32
3. Buffalo 170	3. Tennessee 29
4. Baltimore 169	4. Green Bay 28

HOME FAST FACTS

- Under head coach John Harbaugh, the Ravens are 20-4 in September home games. The Ravens have won 23 of their past 27 home games in the month of September (dating back to 2006).
- Under Coach Harbaugh, the Ravens are 24-6 in November home games, producing the NFL's second-best such record. The Ravens have won 22 of their past 27 home games during the month.
- The Ravens are 24-8 at home in the month of December under John Harbaugh and 44-16 in such games during their history.
- Under Coach Harbaugh (since 2008), Baltimore has gone 22-5 against NFC teams at M&T Bank Stadium, producing the best home record by an AFC squad vs. the "other" conference.
- Baltimore has won 25 of its last 30 home games vs. NFC teams.
- In their history, the Ravens have hosted 22 games when the temperature was below 40 degrees. Baltimore is 19-3 in such cold weather games.
- Baltimore is 9-2 at home in November against AFC North foes under Harbaugh. Overall under Harbaugh, the Ravens are 28-13 in home games played against AFC North foes.
- Baltimore has won 23 of its last 33 home games vs. AFC North foes.
- The Ravens are 18-4 at home all time against teams from the West Coast (Ari. - 3-1, LV - 6-1, LAC - 4-1, SF - 3-0 & Sea. - 2-1).

BEST HOME DEFENSE

Baltimore has permitted an NFL-low 17.3 ppg at home during the John Harbaugh Era. Under "Harbs," the Ravens are 36-0 at home when allowing 10 points or fewer. In 23 of those games, the Ravens gave up no more than 7 points.

FEWEST POINTS PER GAME ALLOWED AT HOME (SINCE 2008 / JOHN HARBAUGH ERA)

BALTIMORE	17.3
NEW ENGLAND	18.3
PITTSBURGH	18.8



ALL-TIME RESULTS / TRENDS

RAVENS REGULAR SEASON RECORDS

	Overall Record	Home	Away
Overall	233-177-1	143-62-1	90-115
In M&T Bank Stadium (since 1998)	136-54	136-54	n/a
Coached by Ted Marchibroda	16-31-1	11-12-1	5-19
Coached by Brian Billick	80-64	50-22	30-42
Coached by John Harbaugh	137-82	82-29	55-54
vs. AFC Teams	172-138	105-52	67-86
vs. AFC North	68-48	40-19	28-29
vs. AFC Central (1996-2001)	26-28	13-14	13-14
vs. AFC East	27-22	19-5	8-17
vs. AFC South	23-18	15-6	8-12
vs. AFC West	28-22	18-8	10-14
vs. NFC Teams	61-39-1	38-10-1	23-29
vs. NFC North	11-8	7-2	4-6
vs. NFC Central (1996-2001)	3-5	3-1	0-4
vs. NFC East	17-9-1	10-2-1	7-7
vs. NFC South	12-8	6-4	6-4
vs. NFC West	18-9	12-1	6-8
On Monday Night Football	15-13	6-3	9-10
On Tuesday	1-0	1-0	0-0
On Wednesday	0-1	0-0	0-1
On Thursday Night Football	8-6	7-1	1-5
On Saturday	4-1	2-0	2-1
On Sunday Night Football	17-14	11-3	6-11
In Overtime	15-15-1	9-5-1	6-10
Ravens Shutout Wins	14-0	6-0	8-0
In Season Openers	14-12	9-4	5-8
Indoors	8-16	n/a	8-16

Note: Baltimore has played in Houston's Reliant/NRG Stadium six times (4-2), Indy's Lucas Oil Stadium three times (1-2), Dallas' Texas Stadium once (1-0), Atlanta's Mercedes-Benz Stadium once (1-0) and Las Vegas' Allegiant Stadium once (0-1). Four of those games at Reliant Stadium/NRG Stadium (12/13/10, 10/21/12, 12/21/14 & 9/20/20), and one at Allegiant Stadium (9/13/21), came when the roof was closed, meaning those games were "indoors," while the other games listed are considered "outdoors" due to open roofs. One of these games at Lucas Oil Stadium (11/8/20) came when the roof was opened, deeming that an outdoor game.

In August	0-1	0-1	0-0
In September	54-34	34-9	20-25
In October	45-53	23-21	22-32
In November	65-43-1	39-15-1	26-28
In December	63-42	44-16	19-26
In January	6-4	3-0	3-4

RAVENS REGULAR RESULTS WHEN...

Team	Since 2000	Since 2008	2021	Offense	Since 2000	Since 2008	2021
Record	209-138	137-82	8-3	Scoring 20 or more points	167-53	117-38	5-1
vs. AFC North (since 2002)	68-48	50-30	1-1	Scoring 30 or more points	77-7	57-5	4-0
vs. AFC	155-106	101-63	5-3	Having 20 or more first downs	106-57	84-38	7-3
vs. NFC	54-32	36-19	3-0	Totaling 350 or more net yards	106-47	81-32	5-2
Home	128-46	82-28	5-1	At least 35 minutes time of poss.	63-8	43-6	5-0
Away	81-92	55-54	3-2	Rushing for 150 or more yards	81-20	56-12	3-1
On grass	111-79	73-43	7-3	When not throwing an INT	117-27	79-20	2-1
Artificial turf	98-59	64-39	1-0	With a 100-yard rusher	72-23	44-10	2-0
Outdoors	202-125	129-73	7-2	Without a 100-yard rusher	137-115	93-72	6-3
Indoors	7-13	6-8	1-1	With a 100-yard receiver	44-26	32-17	4-0
September	46-27	31-16	2-1	Without a 100-yard receiver	165-112	105-65	4-3
October	42-42	26-26	3-1	With a 300-yard passer	24-19	22-14	2-0
November	60-31	40-17	3-1	Without a 300-yard passer	186-119	116-68	7-3
December	55-35	36-21	0-0	Defense	Since 2000	Since 2008	2021
January	6-3	4-2	0-0	When scoring a defensive TD	51-7	29-5	0-0
Leading at halftime	165-27	110-21	5-1	When returning an INT for a TD	35-3	17-2	0-0
Trailing at halftime	32-99	19-56	3-2	When returning a fumble for a TD	19-4	15-3	0-0
Tied at halftime	12-12	8-5	0-0	Recording 3 or more sacks	109-41	63-27	3-2
Tied after 3 quarters	5-8	3-4	0-0	Holding opp. under 250 net yards	74-20	47-7	1-0
Leading After 3 quarters	177-20	119-15	4-1	Holding opp. under 21 points	167-37	110-16	5-0
Trailing after 3 quarters	27-110	15-63	4-2	Holding opp. under 15 points	124-15	76-5	4-0
Decided by 7 points or fewer	87-77	56-53	6-1	Allowing a 100-yard rusher	22-30	14-20	1-0
Decided by 3 points or fewer	48-41	32-27	4-0	Not allowing a 100-yard rusher	187-108	123-62	7-3
When scoring first	144-44	100-29	5-2	Allowing a 100-yard receiver	42-44	26-28	4-2
When not scoring first	65-94	37-53	3-1	Not allowing a 100-yard receiver	167-94	111-54	4-1
Positive or even turnover ratio	171-47	107-35	4-1	Allowing a 300-yard passer	29-30	20-24	2-2
Negative turnover ratio	38-91	30-47	4-2	Not allowing a 300-yard passer	180-108	117-58	6-1
Winning penalty ratio	89-56	58-30	1-2				
Losing penalty ratio	101-71	64-43	4-1				
Overtime	13-13	9-10	2-1				
When returning a KOR for a TD	5-4	5-3	0-1				
When returning a PR for a TD	9-3	5-1	0-0				

PLAYER NOTES - JACKSON



LAMAR JACKSON
#8 | QUARTERBACK

1X FIRST-TEAM ALL PRO
1X PRO BOWLER

2019
NFL MVP
UNANIMOUS

QUICK CAREER NOTES

- X Baltimore is 37-10 with Jackson as its regular season starter. Since his first NFL start (Week 11 of '18), his 37 wins tie Aaron Rodgers for the most among all NFL QBs. Jackson is also the fastest QB in NFL history to reach 30 regular season wins and the first to reach 35 before the age of 25.
- X Jackson is the first QB in NFL history to record multiple career games with at least 3 TD passes *and* 100 rushing yards (Week 9 this season vs. Min. & Cle. in 2019).
- X In 2020, Jackson (1,005) became the first QB in NFL history to surpass the 1,000-yard rushing milestone in multiple seasons, also doing so in 2019 (1,206).
- X Jackson tallied 26 TD passes and 7 rushing TDs in 2020, joining Deshaun Watson (2018-19) as the only QBs with at least 25 TD passes and 5 rushing TDs in consecutive seasons in NFL history.
- X Jackson is the fastest QB in league history (35 games) to reach 5,000 passing yards & 2,000 rushing yards. He's also the first player in NFL history to reach 5,000 passing yards and 2,500 rushing yards in the first three seasons of a career.
- X Jackson (10) owns the most "double-triples" (at least 100 rushing & 100 passing yards in a game) in league history. Michael Vick (8) and Russell Wilson (4) are the next two.
- X Jackson has produced 10 career regular season games with at least 100 rushing yards, tying (Michael Vick) for the most by a QB in NFL history.

MOST REGULAR SEASON WINS BY A STARTING QB (SINCE WEEK 11 OF 2018 / JACKSON'S FIRST NFL START)

Rk.	Quarterback (Team)	Record
1.	Lamar Jackson (Bal.)	37-10
	Aaron Rodgers (GB)	37-13
3.	Tom Brady (NE/TB)	35-14
	Patrick Mahomes (KC)	35-11

JACKSON'S PASS RANKINGS SINCE 2019

PASS TD PERCENTAGE [NFL RANK]	PASSING TOUCHDOWNS [NFL RANK]	PASSER RATING [NFL RANK]	TD/INT RATIO [NFL RANK]
1 6.9%	10 77	10 100.8	10 2.85

2019 UNANIMOUS MVP

- X Jackson is the only QB in NFL history to produce at least 3,000 passing yards and 1,000 rushing yards in a single season (2019). (He had 3,127 passing & 1,206 rushing yards in 2019.)
- X In 2019, Jackson (36/7) became the third QB in NFL history with at least 35 passing TDs & 7 rushing TDs. Steve Young (1994), Cam Newton (2015) and Josh Allen (2020) have also done this.
- X Jackson was responsible for an NFL-best 43 total TDs (36 passing & 7 rushing) in 2019. His 36 TD passes led the NFL and are the most in franchise single-season history.
- X In his final eight games of 2019 (he sat out Week 17), Jackson threw 25 TDs and 1 INT, completing 69.4% of his passes for 1,477 yards and a 130.3 rating. He had 630 rushing yards & 4 rush TDs.
- X Jackson rushed for 1,206 yards in 2019, marking the most by a quarterback in NFL single-season history.
- X Jackson threw at least 4 TDs in an NFL-best four games in 2019. He also threw at least 3 TDs in an NFL-best eight games.
- X In 2019's Week 15 win vs. NYJ, Jackson rushed for at least 85 yards while throwing for 5 TDs for the second time in his career. (He also did this on 11/25/19 at LAR.) Cam Newton is the only other player in NFL history to accomplish the 85 rushing yards/5 passing TDs feat in a game, doing so in 2015.
- X Jackson posted two perfect passer ratings in 2019 (at Cin. & Mia.), making him one of two QBs in NFL history (Ben Roethlisberger, 2007) to attain the 158.3 mark twice in a season.
- X In Weeks 11 (vs. Hou.) and 12 (at LAR) of 2019, Jackson became the first NFL player ever to throw at least 4 passing TDs and have at least 50 rush yards in back-to-back games.
- X Jackson produced the NFL single-season record for most 100-yard rushing games (5 in 2019) by a quarterback.
- X In 2019's Week 6 victory over Cincinnati, Jackson became the first player ever to pass for 200 yards (236) and rush for 150 yards (152) in a regular season game. (Colin Kaepernick also accomplished this feat in a 2013 playoff game.)
- X In the 2019 Divisional Playoff vs. Tennessee, Jackson became the first player in NFL history with at least 350 passing yards (365) and 100 rushing yards (143) in any game.

PLAYER NOTES - JACKSON

In 2021's Week 3 win at Detroit, QB Lamar Jackson tied Patrick Mahomes and Hall of Famers Dan Marino and Kurt Warner for the most victories (32) in a QB's first 40 regular season starts. (Jackson is now 37-10 as a starter.)

BEST RECORD BY A QB IN HIS FIRST 40 NFL STARTS [SINCE 1970 MERGER]

Rk. Quarterback	Record
1. Lamar Jackson.....	32-8
Patrick Mahomes.....	32-8
Dan Marino.....	32-8
Kurt Warner.....	32-8

PASSING TOUCHDOWNS

RAVENS SINGLE-GAME HISTORY

QB/Date/Opponent	TDs
Lamar Jackson, 12/12/19 vs. NYJ.....	5
Lamar Jackson, 11/25/19 at LAR.....	5
Lamar Jackson, 9/8/19 at Mia.....	5
Joe Flacco, 10/12/14 at TB.....	5
Tony Banks, 9/10/00 vs. Jax.....	5

COMPLETION PERCENTAGE

RAVENS SINGLE-GAME HISTORY

QB/Date/Opponent	Pct.
Lamar Jackson, 11/10/19 at Cin.. ..	88.2
Lamar Jackson, 10/11/21 vs. Ind.	86.0
Lamar Jackson, 9/8/19 at Mia.....	85.0
Lamar Jackson, 11/8/20 at Ind.	82.6

PASSER RATING

RAVENS SINGLE-GAME HISTORY

QB/Date/Opponent	Rate
Lamar Jackson, 11/10/19 at Cin.	158.3
Lamar Jackson, 9/8/19 at Mia.....	158.3
Joe Flacco, 10/12/14 at TB.....	149.7

Jackson is the youngest QB in NFL history to produce a perfect passer rating. Incredibly, he's done it twice.

CONSECUTIVE PASSES, NO INTs

RAVENS SINGLE-GAME HISTORY

QB/Dates	Passes
Lamar Jackson, 11/25/18 -- 9/29/19	248
Lamar Jackson, 10/6/19 -- 12/8/19.....	181
Joe Flacco, 9/25/16 -- 10/23/16.....	176

With 107 rushing yards in Week 2 vs. Kansas City, Lamar Jackson eclipsed 3,000 rushing yards in his 48th career game, becoming the fastest QB in NFL history to reach that milestone. (Mike Vick, 61 games, is second fastest.)

PASSING TOUCHDOWNS

RAVENS SINGLE-SEASON HISTORY

Rk. Quarterback (Year)	TDs
1. Lamar Jackson (2019).....	36
2. Vinny Testaverde (1996).....	33
3. Joe Flacco (2014).....	27
4. Lamar Jackson (2020).....	26
5. Joe Flacco (2010).....	25

PASSER RATING

RAVENS SINGLE-SEASON HISTORY

Rk. Quarterback (Year)	Rate
1. Lamar Jackson (2019).....	113.3
2. Lamar Jackson (2020).....	99.3
3. Joe Flacco (2010).....	93.6
4. Joe Flacco (2014).....	91.0
5. Joe Flacco (2009).....	88.9

TD PASS PERCENTAGE

RAVENS SINGLE-SEASON HISTORY

Rk. Quarterback (Year)	TD%
1. Lamar Jackson (2019).....	9.0
2. Lamar Jackson (2020).....	6.9
3. Vinny Testaverde (1996).....	6.0
4. Tony Banks (1999).....	5.3
Trent Dilfer (2000).....	5.3

PASSING YARDS PER GAME / 2021

Rk.	Player (Team)	Yards
1.	Derek Carr (LV)	310.4
2.	Tom Brady (TB)	309.4
3.	Matthew Stafford (LAR)	301.5
4.	Justin Herbert (LAC)	293.6
5.	Dak Prescott (Dal.)	293.2
6.	Patrick Mahomes (KC)	290.9
7.	Josh Allen (Buf.)	279.2
8.	Kirk Cousins (Min.)	273.9
9.	Aaron Rodgers (GB)	261.6
10.	Lamar Jackson (Bal.)	261.2

RUSHING YARDS PER GAME / 2021

Rk.	Player (Team)	Yards
1.	Jonathan Taylor (Ind.)	100.4
2.	Nick Chubb (Cle.)	96.3
3.	Dalvin Cook (Min.)	85.9
4.	Joe Mixon (Cin.)	84.0
5.	Lamar Jackson (Bal.)	71.0
6.	Ezekiel Elliott (Dal.)	65.5
7.	James Robinson (Jax.)	65.4
8.	Darrell Henderson Jr. (LAR)	64.8

PLAYER NOTES - JACKSON

100-YARD REGULAR SEASON RUSHING GAMES [QB's / SINGLE-SEASON NFL HISTORY]

1. Lamar Jackson (2019) 5
2. Russell Wilson (2014)..... 3
Michael Vick (2006) 3
Michael Vick (2004) 3

CAREER 100-YARD REGULAR SEASON RUSHING GAMES [QB's / NFL HISTORY]

1. Lamar Jackson 10
Michael Vick 10
3. Russell Wilson 4
4. R. Cunningham, B. Douglass 3
D. McNabb, C. Newton & T. Rote 3

MOST CAREER GAMES W/ 5 TD PASSES & 85+ RUSHING YARDS [NFL HISTORY]

1. Lamar Jackson 2
2. Cam Newton 1

Newton's "5/85" game came during his 2015 NFL MVP campaign, just as Jackson's were in 2019.

MOST GAMES WITH 5 TD PASSES [NFL SINGLE-SEASON HISTORY]

1. Peyton Manning (2004)* 4
2. Lamar Jackson (2019)* 3
Cam Newton (2015)* 3
Drew Brees (2011) 3
Tom Brady (2007)* 3
Daunte Culpepper (2004) 3

*Won NFL MVP

MOST GAMES WITH 4+ TD PASSES [2019 SEASON]

1. Lamar Jackson (Bal.) 4
2. Jimmy Garoppolo (SF) 3
Daniel Jones (NYG) 3
Jameis Winston (TB) 3

MOST GAMES WITH 3+ TD PASSES [2019 SEASON]

1. Lamar Jackson (Bal.) 8
2. Drew Brees (NO) 7
3. Dak Prescott (Dal.) 6
4. Patrick Mahomes (KC) 5
Matthew Stafford (Det.) 5
Deshaun Watson (Hou.) 5
Jameis Winston (TB) 5

TOTAL TOUCHDOWNS [2019 SEASON]

1. Lamar Jackson (Bal.) 43
2. Russell Wilson (Sea.) 34
Jameis Winston (TB) 34

PASSING TOUCHDOWNS [2019 SEASON]

1. Lamar Jackson (Bal.) 36
2. Jameis Winston (TB) 33
3. Russell Wilson (Sea.) 31

NFL PASSER RATING [2019 SEASON]

1. Ryan Tannehill (Ten.) 117.5
2. Drew Brees (NO) 116.3
3. Lamar Jackson (Bal.) 113.3

MOST RUSHING YARDS [QUARTERBACKS / SINGLE-SEASON HISTORY]

1. Lamar Jackson (2019) 1,206
2. Michael Vick (2006) 1,039
3. Lamar Jackson (2020) 1,005
4. Bobby Douglass (1972) 968
5. Randall Cunningham (1990) 942

MOST GAMES WITH 2+ PASSING TDs AND 50+ RUSHING YARDS [SINCE 1970 MERGER]


- ENTIRE CAREER -

Rk.	Player	2+/50+ GAMES	GP/GS
1.	Cam Newton	23	143/141
2.	Randall Cunningham	20	161/135
	Michael Vick	20	143/115
4.	Steve Young	19	169/143
5.	Lamar Jackson	16	56/47
	Russell Wilson	16	152/152

- FIRST FOUR SEASONS -

Rk.	Player	2+/50+ GAMES
1.	Lamar Jackson (Bal.)	16
2.	Cam Newton (Car.)	13
3.	Russell Wilson (Sea.)	8
4.	Josh Allen (Buf.)	7
	Randall Cunningham (Phi.)	7
6.	Kyler Murray (Ari.)	6
	Michael Vick	6

PLAYER NOTES - ANDREWS



MARK ANDREWS
#89 | TIGHT END

1X
PRO BOWLER

22
TD GRABS SINCE 2019,
MARKING THE MOST
AMONG NFL TEs

5
MULTI-TD PERFORMANCES
SINCE 2019, RANKING NO. 1
AMONG NFL TEs

THE ANDREWS IMPACT

NFL RECEIVING LEADERS / TIGHT ENDS / SINCE 2019

RECEIVING YARDS

Rk.	Tight End	Yards
1.	Travis Kelce	3,466
2.	Darren Waller	2,984
3.	Mark Andrews	2,314
4.	George Kittle	2,112
5.	Mike Gesicki	1,869
6.	Zach Ertz	1,709

RECEPTIONS

Rk.	Tight End	Receptions
1.	Travis Kelce	269
2.	Darren Waller	250
3.	Mark Andrews	182
4.	George Kittle	168
5.	Zach Ertz	164
6.	Mike Gesicki / T.J. Hockenson	156

RECEIVING TOUCHDOWNS

Rk.	Tight End	Touchdowns
1.	Mark Andrews	22
2.	Travis Kelce	21
3.	Jared Cook	19
4.	Hunter Henry	16

20+ YARD RECEPTIONS

Rk.	Tight End	20+ Receptions
1.	Travis Kelce	47
2.	Darren Waller	43
3.	Mark Andrews	37
4.	Mike Gesicki / George Kittle	28
6.	Jared Cook	26
7.	Dallas Goedert	24

ANDREWS TOP 3 IN TD CATCHES

Only three Ravens have posted at least 10 receiving TDs in a season, and that list includes TE Mark Andrews, whose 2019 Pro Bowl campaign was spectacular.

MOST RAVENS RECEIVING TDs / SINGLE-SEASON HISTORY

Rk.	Tight End	Receiving TDs
1.	Michael Jackson (1996)	14
2.	Torrey Smith (2014)	11
3.	Mark Andrews (2019)	10

ALL-TIME GREAT SEASON BY A RAVENS TE

TE Mark Andrews' 10 TD catches in 2019 ranked No. 1 by a tight end in Ravens single-season history, while his 852 receiving yards were second.

SINGLE-SEASON / RAVENS TIGHT END RECORDS

MOST RECEIVING YARDS

1.	Todd Heap (2005)	855
2.	Mark Andrews (2019)	852
3.	Todd Heap (2002)	836
4.	Shannon Sharpe (2001)	811

MOST RECEIVING TDs

1.	Mark Andrews (2019)	10
2.	Mark Andrews (2020)	7
	Todd Heap (2005)	7
	Dennis Pitta (2012)	7

ANDREWS HAS EYES FOR THE END ZONE

NFL RECEIVING TOUCHDOWNS / SINCE 2019

Rk.	Player (Team)	Receiving TDs
1.	Mike Evans (TB)	31
2.	Tyreek Hill (KC)	30
	Adam Thielen (Min.)	30
4.	Davante Adams (GB)	28
5.	DK Metcalf (Sea.)	25
6.	Cooper Kupp (LAR)	23
7.	Mark Andrews (Bal.)	22
	A.J. Brown (Ten.)	22
9.	Marquise Brown (Bal.)	21
	Chris Godwin (TB)	21
	Travis Kelce (KC)	21
	Marvin Jones (Jax.)	21
	Tyler Lockett (Sea.)	21
	Stefon Diggs (Buf.)	21
15.	DeAndre Hopkins (Ari.)	20

ANDREWS' NOTES TO KNOW

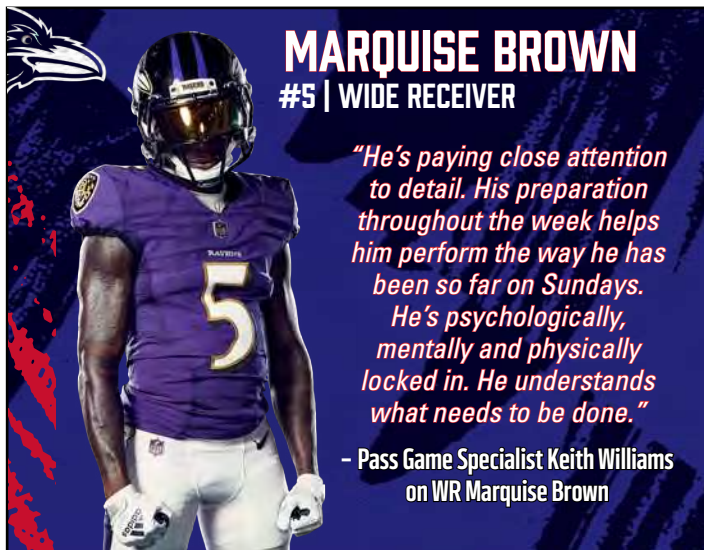
- Andrews set career highs in catches (11) and receiving yards (147) in the 31-25 OT win vs. Ind. (10/11/21). The 147 receiving yards also set a single-game franchise record by a TE, while his 11 receptions tied (Dennis Pitta) for the most among his position group in franchise history.

- Andrews' 216 receptions, 2,866 receiving yards and 25 receiving TDs are the most by a Ravens' TE in his first four seasons.

- In 2020, Andrews became the first TE in Ravens history to produce multiple seasons (2019-20) with at least 700 receiving yards and 7 TDs.

- Since 2019, Andrews' 16 red zone TD receptions are the most by an NFL tight end.

PLAYER NOTES - BROWN



MARQUISE BROWN #5 | WIDE RECEIVER

"He's paying close attention to detail. His preparation throughout the week helps him perform the way he has been so far on Sundays. He's psychologically, mentally and physically locked in. He understands what needs to be done."

- Pass Game Specialist Keith Williams on WR Marquise Brown

HOLLYWOOD LIGHTS

Among WRs chosen in the 2019 NFL Draft, WR Marquise Brown's 21 receiving TDs since then are the league's third most. After 7 receiving TDs as a rookie in 2019, Brown posted 8 receiving TDs in 2020 and has 6 in 2021.

NFL RECEIVING TDs SINCE 2019 / 2019 DRAFTED WRs

Rk.	Player (Team)	Receiving TDs
1.	DK Metcalf (Sea.)	25
2.	A.J. Brown (Ten.)	22
3.	Marquise Brown (Bal.)	21
4.	Diontae Johnson (Pit.)	16
	Terry McLaurin (Was.)	16

ROOKIE BROWN WAS A TD MACHINE

WR Marquise Brown posted 7 TD receptions in 2019, a mark that tied for third among all NFL rookies and now ties for second on the Ravens' rookie single-season total TDs record list.

RECEIVING TDs (NFL ROOKIES / 2019)

1.	A.J. Brown (Ten.)	8
	Darius Slayton (NYG)	8
3.	Marquise Brown (Bal.)	7
	Terry McLaurin (Was.)	7
	DK Metcalf (Sea.)	7

RAVENS TOTAL TDs (ROOKIES / SINGLE SEASON)

1.	J.K. Dobbins (2020)	9
2.	Marquise Brown (2019)	7
	Marlon Brown (2013)	7
	Torrey Smith (2011)	7
5.	Jamal Lewis (2000)	6

DID YOU KNOW?

- With 101 receiving yards in the season-opening win vs. Cle. (9/13/20) of the 2020 season and 147 receiving yards in the season-opening win at Mia. (9/18/19) of the 2019 season, Brown became the fifth player in NFL history, and first since Louis Lipps (1984-85), with at least 100 receiving yards on Kickoff Weekend during both his rookie and second season.

- Brown scored 47- and 83-yard TDs on his first two NFL catches to become the first player in league history to notch two 40-plus-yard TD catches in a career debut.

A TOP TIER WR-TE TANDEM

CURRENT NFL WR-TE TANDEM / MOST TD RECEPTIONS (SINCE 2019)

Rk.	Team	WR (TDs)	TE (TDs)	TD Receptions
1.	KC	Tyreek Hill (30)	Travis Kelce (21)	51
2.	Bal.	Marquise Brown (21)	Mark Andrews (22)	43
3.	GB	Davante Adams (28)	Robert Tonyan (14)	42
	TB	Mike Evans (31)	Rob Gronkowski (11)	42

SINCE WEEK 12 OF 2020

Over his past 16 games (since Week 12 of 2020), WR Marquise Brown's 12 receiving TDs rank No. 5 in the NFL.

MOST RECEIVING TDs / SINCE WEEK 12 OF 2020

Rk.	Player (Team)	Receiving TDs
1.	Mike Evans (TB)	14
2.	Davante Adams (GB)	13
	Tyreek Hill (KC)	13
	Adam Thielen (Min.)	13
5.	Marquise Brown (Bal.)	12
6.	Stefon Diggs (Buf.)	11
	Cooper Kupp (LAR)	11

DEEP-THREAT SCORING MACHINE

Since WR Marquise Brown entered the league in 2019, he's been one of the NFL's best deep-ball threats, with many of his "big plays" resulting in a TD.

"BIG-PLAY" TDs / SINCE 2019

20+ YARD TD RECEPTIONS

1.	Tyreek Hill (KC)	15
2.	Mike Evans (TB)	12
3.	Marquise Brown (Bal.)	11
4.	A.J. Brown (Ten.)	10
	DK Metcalf (Sea.)	10

40+ YARD TD RECEPTIONS

1.	Tyreek Hill (KC)	11
2.	A.J. Brown (Ten.)	8
3.	Marquise Brown (Bal.)	7
	M. Valdes-Scantling (GB)	7
5.	Mike Williams (LAC)	6

POSTSEASON: 85-YARD MINIMUM

In his first three postseason contests, Marquise Brown totaled 126 receiving yards, 109 receiving yards and 86 receiving yards, respectively. He joins Larry Fitzgerald and Michael Thomas as the only players since the 1970 merger to eclipse 85 receiving yards in each of their first three postseason contests.

PLAYERS WITH AT LEAST 85 RECEIVING YARDS IN EACH OF THEIR FIRST THREE PLAYOFF CONTESTS



MICHAEL THOMAS

1/7/18 vs. Car. 131
1/14/18 at Min. 85
1/13/19 vs. Phi. ... 171



LARRY FITZGERALD

1/3/09 vs. Atl. 101
1/10/09 at Car. 166
1/18/09 vs. Phi. 152



MARQUISE BROWN

1/11/20 vs. Ten. 126
1/10/21 at Ten. ... 109
1/16/21 at Buf. ... 87

PLAYER NOTES – MURRAY & FREEMAN



LATAVIUS MURRAY
#28 | RUNNING BACK

1X
PRO BOWLER

4
TEAM-HIGH RUSHING
TDs IN 2021

11
CAREER 100-YARD
RUSHING GAMES

MURRAY'S CAREER CONSISTENCY

Pro Bowl RB Latavius Murray has consistently produced since entering the league in 2014. Among active players, Murray stands near the top in several rankings, including most rushing yards, rushing TDs and longest runs.

MOST RUSHING YARDS / SINCE 2014 / ACTIVE PLAYERS

Rk.	Player (Team)	Attempts	Yards
1.	Ezekiel Elliott (Dal.)	1,573	7,104
2.	Derrick Henry (Ten.)	1,401	6,797
3.	Mark Ingram II (NO)	1,376	6,361
4.	Melvin Gordon III (Den.)	1,409	5,831
5.	Latavius Murray (Bal.)	1,268	5,249
6.	Carlos Hyde (Jax.)	1,215	4,953
7.	Devonta Freeman (Bal.)	1,080	4,468
8.	Dalvin Cook (Min.)	940	4,434

MOST RUSHING TOUCHDOWNS / SINCE 2014 / ACTIVE PLAYERS

Rk.	Player (Team)	TDs
1.	Derrick Henry (Ten.)	65
2.	Ezekiel Elliott (Dal.)	54
3.	Mark Ingram II (NO)	53
4.	Melvin Gordon III (Den.)	50
5.	Latavius Murray (Bal.)	47
6.	Alvin Kamara (NO)	46
7.	Aaron Jones (GB)	40
8.	David Johnson (Hou.)	39

CONSECUTIVE SEASONS WITH AT LEAST 4 RUSHING TDs [ACTIVE PLAYERS]

Rk.	Player (Current Team)	Seasons (Rush TDs)
1.	Latavius Murray (Bal.)	7: 2015-21 (47)
2.	Derrick Henry (Ten.)	6: 2016-21 (65)
	Ezekiel Elliott (Dal.)	6: 2016-21 (54)
4.	Nick Chubb (Cle.)	4: 2018-21 (34)
	James Connor (Ari.)	4: 2018-21 (34)

GOOD HANDS FROM FREEMAN

Pro Bowl RB Devonta Freeman has always had a knack for catching the ball. Since entering the NFL in 2014, he ranks in the Top 10 in several receiving categories among active RBs.

MOST RECEPTIONS SINCE 2014 / ACTIVE RBs

Rk.	Player (Team)	Targets	Rec.
1.	James White (NE)	511	381
2.	Alvin Kamara (NO)	453	358
3.	Christian McCaffrey (Car.)	439	357
4.	Giovani Bernard (TB)	413	308
5.	Duke Johnson (Mia.)	400	307
6.	Devonta Freeman (Bal.)	356	282
7.	Ezekiel Elliott (Dal.)	361	279
8.	Melvin Gordon III (Den.)	372	278
9.	David Johnson (Hou.)	392	269
10.	Austin Ekeler (LAC)	327	263

MOST RECEIVING YARDS SINCE 2014 / ACTIVE RBs

Rk.	Player (Team)	Yards
1.	James White (NE)	3,278
2.	Alvin Kamara (NO)	3,134
3.	Christian McCaffrey (Car.)	3,015
4.	Duke Johnson (Mia.)	2,829
5.	David Johnson (Hou.)	2,747
6.	Austin Ekeler (LAC)	2,552
7.	Giovani Bernard (TB)	2,469
8.	Devonta Freeman (Bal.)	2,198
9.	Melvin Gordon III (Den.)	2,197

RB SINGLE POSTSEASON REC. YARDS / SINCE 2014



168 yds

2016

DEVONTA FREEMAN
7TH ALL-TIME



151 yds

2018

JAMES WHITE



148 yds

2020

LEONARD FOURNETTE




DEVONTA FREEMAN
#33 | RUNNING BACK

2X
PRO BOWLER

2
1,000-YARD
RUSHING SEASONS

8
CAREER 100-YARD
RUSHING GAMES

PLAYER NOTES – WATKINS & BOWSER



SAMMY WATKINS

#14 | WIDE RECEIVER

“SAMMY IS A GEM. HE’S A GREAT PLAYER AND A GREAT PERSON. SAMMY, TO ME, IS ONE OF THE BEST RECEIVERS IN THE NFL – PERIOD. HE’S A MUCH MORE SEASONED PLAYER THAN I KNEW HIM IN HIS SECOND YEAR. EVERY DAY WITH HIM IS A GREAT DAY.”

– Offensive Coordinator Greg Roman on WR Sammy Watkins

PLAYOFF SAMMY

WR Sammy Watkins’ 19.23 postseason yards-per-reception average ranks No. 9 all time and second among active players (min. 20 catches). Since 2017, when Watkins made his postseason debut, that mark stands No. 1 in the NFL.

 27.29	 23.67	 22.83
ALVIN HARPER	WILLIE GAULT	HAROLD JACKSON
 22.22	 21.09	 20.78
VERNON DAVIS	PAUL WARFIELD	CHARLIE BROWN
 20.48	 20.48	 19.23
FRANK LEWIS	TYLER LOCKETT	SAMMY WATKINS

“YAC” ATTACK

Since WR Sammy Watkins entered the league in 2014, his 14.59 yards per reception mark ranks No. 6 in the NFL among players with at least 300 receptions.

YARDS PER RECEPTION / SINCE 2014 (MIN. 300 RECEPTIONS)

Rk.	Player	YPC
1.	T.Y. Hilton (Ind.)	15.48
2.	Mike Evans (TB)	15.40
3.	Rob Gronkowski (TB)	15.20
4.	Julio Jones (Ten.)	15.10
5.	John Brown (Jax.)	14.84
6.	Sammy Watkins (Bal.)	14.59
7.	A.J. Green (Ari.)	14.50

BALTIMORE’S LINEBACKERS IN THE BACKFIELD

Baltimore linebackers have accounted for a league-high (tied with Chi.) 34 TFL in 2021. Since 2018, when Don “Wink” Martindale became defensive coordinator, Ravens linebackers have posted 177 TFL, ranking No. 3 in the NFL.

TACKLES FOR LOSS (LB CORPS / 2021)

1. Baltimore Ravens ... 34
- Chicago Bears 34
3. Arizona Cardinals 30
4. Pittsburgh Steelers 28
5. New England Patriots ... 27

TACKLES FOR LOSS (LB CORPS / SINCE 2018)

1. Arizona Cardinals 181
2. Pittsburgh Steelers 178
3. Baltimore Ravens 177
4. Tampa Bay Buccaneers . . 156
5. Chicago Bears 146

BOWSER IN PASS COVERAGE

OLB Tyus Bowser dropped into coverage on 35% of his pass snaps in 2020, the second-highest rate among NFL edge defenders (min. 250 pass snaps). His 4 career INTs currently rank sixth all time in franchise history at the LB position.


MOST INTERCEPTIONS BY A RAVENS LINEBACKER

Rk.	Player (Years)	INTs
1.	Ray Lewis (1996-2012)	31
2.	C.J. Mosley (2014-18)	9
3.	Terrell Suggs (2003-18)	7
4.	Adalius Thomas (2000-06)	6
5.	Daryl Smith (2013-15)	5
6.	Tyus Bowser (2017-present)	4

BOWSER IS BALLING

• Since entering the league in 2017, OLB Tyus Bowser is one of three LBs to post at least 16 sacks and 4 INTs, joining Preston Smith and T.J. Watt.

• Through Week 12 of 2021, Bowser has set new single-season career highs in both tackles (36), TFL (6) and sacks (5.5), while his 13 QBHs are one shy of his previous career high (14 in 2020).




TYUS BOWSER

#54 | OUTSIDE LINEBACKER

“Tyus carries so much value for us because he’s so versatile in everything he does. He’s become a really dominant edge-setter in the run game, which is always step No. 1 for our guys. He’s great in coverage, because he has tremendous ball skills. He’s at an elite level there.”

– OLBs Coach Drew Wilkins on Tyus Bowser

PLAYER NOTES - CAMPBELL



CALAIS CAMPBELL
#93 | DEFENSIVE END

1X FIRST-TEAM ALL-PRO
3X SECOND-TEAM ALL-PRO
6X PRO BOWLER

2017 PFWA NFL DEFENSIVE PLAYER OF THE YEAR
2019 NFL WALTER PAYTON MAN OF THE YEAR

DURABILITY ON DISPLAY

DE Calais Campbell has played in 208 games, with 190 starts. He ranks first in both categories among active D-linemen.

MOST GAMES PLAYED / ACTIVE NFL DEFENSIVE LINEMEN

Rk.	Player (Teams)	GP (GS)
1.	Calais Campbell (Ari./Jax./Bal.)	208 (190)
2.	Ndamukong Suh (Det./Mia./LAR/TB)	186 (186)
3.	Jerry Hughes (Ind./Buf.)	178 (128)
4.	Carlos Dunlap (Cin./Sea.)	174 (123)

SACK ATTACK

MOST MULTI-SACK GAMES SINCE 2017 [ACTIVE NFL DEFENDERS]

Rk.	Player (Team)	Games
1.	Aaron Donald (LAR)	18
2.	T.J. Watt (Pit.)	17
3.	Myles Garrett (Cle.)	14
	Cameron Jordan (NO)	14
	Yannick Ngakoue (LV)	14
6.	Chandler Jones (Ari.)	13
7.	Denico Autry (Ten.)	11
	Chris Jones (KC)	11
9.	Ryan Kerrigan (Phi.)	10
10.	Calais Campbell (Bal.)	9
	Joey Bosa (LAC)	9
	Cameron Heyward (Pit.)	9
	Matthew Judon (NE)	9
	Khalil Mack (Chi.)	9
	Von Miller (LAR)	9
	Jason Pierre-Paul (TB)	9
	Za'Darius Smith (GB)	9

CALAIS QUICK HITS

- DE Calais Campbell is the only active NFL defender to record 200 career games played.
- Campbell is one of five active D-linemen with more than 50 career PD (Carlos Dunlap, 66; J.J. Watt, 63; Jason Pierre-Paul, 61; Calais Campbell, 55; Cameron Jordan, 54).

ACTIVE SACKS LEADERS

DE Calais Campbell's 92.5 career sacks are the eighth most among active NFL defenders.

MOST SACKS / ACTIVE NFL DEFENDERS

Rk.	Player (Team)	Sacks
1.	Von Miller (LAR)	110.5
2.	Chandler Jones (Ari.)	105.0
3.	J.J. Watt (Ari.)	102.0
4.	Justin Houston (Bal.)	101.5
5.	Cameron Jordan (NO)	98.5
6.	Ryan Kerrigan (Phi.)	95.5
7.	Robert Quinn (Chi.)	93.5
8.	Calais Campbell (Bal.)	92.5

FOUR-SACK SEASONS

DE Calais Campbell has posted at least 4 sacks in 12 consecutive seasons (2009-20), marking the NFL's longest active streak of consecutive 4-plus sack seasons.

CONSECUTIVE SEASONS WITH AT LEAST 4.0 SACKS [ACTIVE STREAKS, INCLUDING 2021]

Rk.	Player (Team)	Seasons
1.	Calais Campbell (Bal.)	12 (2009-20)
2.	Justin Houston (Bal.)	11 (2011-21)
	Everson Griffen (Min.)	11 (2011-21)
	Carlos Dunlap (Sea.)	11 (2010-20)
5.	Ryan Kerrigan (Phi.)	10 (2011-20)

PICTURE THIS

DE Calais Campbell is one of four NFL defenders since 2000 to register at least 700 tackles and 85 sacks.

SINCE 2000 / PLAYERS WITH AT LEAST 700 TACKLES & 85 SACKS




Calais Campbell
751 / 92.5

Julius Peppers
718 / 158.5



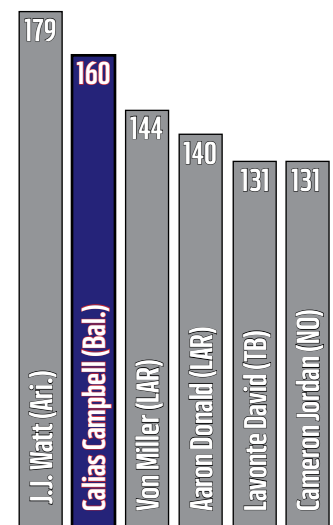
Justin Smith
879 / 87

Terrell Suggs
886 / 139



Since being drafted in 2008, DE Calais Campbell's 160 tackles for loss rank second in the NFL, trailing only Arizona DE J.J. Watt's 179 TFL during that span.

MOST TACKLES FOR LOSS / ACTIVE NFL DEFENDERS



PLAYER NOTES – HUMPHREY



MARLON HUMPHREY
#44 | CORNERBACK

2X PRO BOWLER

1X FIRST-TEAM ALL-PRO

**MOST FORCED FUMBLES
NFL DEFENDERS / 2020 SEASON**

Marlon Humphrey (Bal.)	8
Haason Reddick (Ari.)	6
11 Players Tied	4

PERFECTING THE PUNCH-OUT

CB Marlon Humphrey's 8 forced fumbles in 2020 were the second most by a DB in NFL history (records kept since 2000).

MOST FORCED FUMBLES / DEFENSIVE BACKS NFL SINGLE-SEASON HISTORY (RECORDS KEPT SINCE 2000)

Rk.	Player (Year)	FFs
1.	Charles Tillman (2012)	10
2.	Marlon Humphrey (2020)	8
	Chris Harris (2007)	8
4.	Oshiomogho Atogwe (2008)	6
	Brian Dawkins (2008)	6
	Roman Harper (2010)	6
	Charles Tillman (2009)	6

FRUIT PUNCH & JUICE MAN

Since CB Marlon Humphrey entered the league in 2017, he and teammate CB Marcus Peters (IR) are the only NFL defenders to produce at least 40 PD, 8 INTs, 8 FFs and 3 FRs.



STATS SINCE 2017

MARCUS PETERS

PD	INTs	FFs	FRs
40	17	8	5

MARLON HUMPHREY

PD	INTs	FFs	FRs
64	9	12	3

BALTIMORE DEFENDERS SINCE 2019

INTERCEPTIONS / SINCE 2019

Rk.	Player	INTs
1.	Marcus Peters	7
2.	Marlon Humphrey	5
3.	Tyus Bowser	3

PASSES DEFENSED / SINCE 2019

Rk.	Player	PD
1.	Marlon Humphrey	38
2.	Chuck Clark	20
3.	Marcus Peters	19
4.	Anthony Averett	18

FORCED FUMBLES / SINCE 2019

Rk.	Player	FFs
1.	Marlon Humphrey	11
2.	Chuck Clark	4
	Marcus Peters	4

MARLON MAKES PLAYS

- Humphrey has recorded at least 1 PD in eight consecutive games, marking the league's longest active streak.
- In 2020, CB Marlon Humphrey led the NFL with 8 FFs (also standing as a Ravens' single-season record), en route to his second Pro Bowl nod.
- In 2020, Humphrey was one of only two NFL defenders (Jason Pierre-Paul) to record at least 2 sacks (2.5), 4 FFs (8) and 6 PD (8). He also became the first DB to register at least 8 FFs and a sack in NFL single-season history (records kept since 2000).
- Humphrey's 11 defensive FFs from 2017-20 are tied with Oshiomogho Atogwe (2005-08) for the most by a defensive back in his first four seasons (since such records were tracked in 2000).
- Humphrey's 70-yard FR-TD vs. NE in Week 9 of the 2019 season is the longest FR return in Ravens franchise history.

MARLON THE MAGNET

Since entering the league, CB Marlon Humphrey's 64 passes defended rank fifth most among all NFL defensive backs.

NFL PASSES DEFENSED / DEFENSIVE BACKS / SINCE 2017

Rk.	Player (Team)	PD
1.	Darius Slay (Phi.)	68
2.	James Bradberry (NYG)	66
	Kyle Fuller (Den.)	66
	Marshon Lattimore (NO)	66
5.	Marlon Humphrey (Bal.)	64
6.	Xavien Howard (Mia.)	62
7.	Tre'Davious White (Buf.)	60
8.	Janoris Jenkins (Ten.)	56
9.	Stephon Gilmore (Car.)	54
	Jalen Ramsey (LAR)	54
11.	Shaquill Griffin (Jax.)	53
	Joe Haden (Pit.)	53

PLAYER NOTES - HOUSTON



JUSTIN HOUSTON
#50 | OUTSIDE LINEBACKER

4X PRO BOWLER
1X FIRST-TEAM ALL-PRO
1X SECOND-TEAM ALL-PRO
101.5 CAREER SACKS
22 SACKS IN 2014 w/ KC

HOUSTON... IS A PROBLEM!

MOST SACKS / SINCE 2011

Rk.	Player	Sacks
1.	Von Miller.....	110.5
2.	Chandler Jones	105.0
3.	J.J. Watt	102.0
4.	Justin Houston.....	101.5
5.	Cameron Jordan.....	98.5

MOST MULTI-SACK GAMES / SINCE 2011

Rk.	Player	Games
1.	J.J. Watt	31
2.	Chandler Jones	26
3.	Justin Houston.....	25
	Von Miller.....	25
5.	Jason Pierre-Paul	23
	Aaron Darnold	23

MOST TACKLES FOR LOSS / ACTIVE PLAYERS / SINCE 2011

Rk.	Player	TFL
1.	J.J. Watt	179
2.	Von Miller	144
3.	Aaron Donald	140
4.	Calais Campbell	137
5.	Lavonte David.....	131
	Cameron Jordan	131
7.	Justin Houston	121
8.	Ryan Kerrigan.....	118
	Jason Pierre-Paul	118
10.	Chandler Jones	115
	Ndamukong Suh	115

MOST CONSECUTIVE SEASONS WITH AT LEAST 4 SACKS (ACTIVE NFL STREAKS)

Rk.	Player (Years)	Seasons
1.	Everson Griffen (2011-21).....	11
	Justin Houston (2011-21)	11
3.	Cameron Jordan (2012-21).....	10
4.	Mario Addison (2014-21)	8
	Aaron Donald (2014-21)	8
	Khalil Mack (2014-21).....	8

2014 PASS RUSH DOMINANCE

The 2014 campaign was a historic output for OLB Justin Houston. As a member of the Kansas City Chiefs, Houston racked up a staggering 22 sacks in 16 starts, ranking as the second-highest single-season sack total in NFL history. Houston also set career highs in tackles (69) and forced fumbles (4), while his 23 TFL tied for 10th most in league history.



2001

MICHAEL STRAHAN

22.5



2014

JUSTIN HOUSTON

22.0



2011

JARED ALLEN

22.0



1984

MARK GASTINEAU

22.0



1987

CHRIS DOLEMAN

21.0



1987

REGGIE WHITE

21.0

NFL SACKS LEADERS / ACTIVE DEFENDERS

Rk.	Player (Team)	Sacks
1.	Von Miller (LAR)	110.5
2.	Chandler Jones (Ari.)	105.0
3.	J.J. Watt (Ari.)	102.0
4.	Justin Houston (Bal.)	101.5
5.	Cameron Jordan (NO).....	98.5
6.	Ryan Kerrigan (Phi.).....	95.5
7.	Robert Quinn (Chi.)	93.5
8.	Calais Campbell (Bal.)	92.5
9.	Aaron Donald (LAR)	91.5
	Jason Pierre-Paul (TB).....	91.5
11.	Carlos Dunlap (Sea.)	88.0
12.	Everson Griffen (Min.).....	85.5
13.	Khalil Mack (Chi.).....	76.5

HOUSTON NOTES TO KNOW

- Houston's additional accolades include: Art Rooney Sportsmanship Award Finalist (2020), Kansas City Chiefs Ed Block Courage Award (2016) and Deacon Jones Award (2014).
- Since entering the league in 2011, Houston has posted four safeties, tying for the most in NFL history (Doug English & Ted Hendricks - 4).
- Houston is one of 37 players in league history to reach the coveted century-sack mark. Since entering the league in 2011, his 101.5 sacks are the NFL's fourth most.

PLAYER NOTES - WILLIAMS & QUEEN



BRANDON WILLIAMS
#98 | DEFENSIVE TACKLE

1X
PRO BOWLER

302
*NO. 2 ACTIVE
FRANCHISE TACKLES
LEADER

*CB JIMMY SMITH (356)

WILLIAMS ANCHORS RUN "D"

Pro Bowl DT Brandon Williams is one of the NFL's top D-linemen, helping Baltimore regularly produce a stout run defense. Since 2014, when Williams became a full-time starter, Baltimore has been especially strong vs. opposing ground games.

FEWEST RUSHING YARDS ALLOWED PER GAME / SINCE 2014

 Baltimore Ravens	95.7
 Seattle Seahawks	101.8
 Tampa Bay Buccaneers	101.8
 New Orleans Saints	104.6
 Pittsburgh Steelers	104.8

LOWEST RUSHING AVG. ALLOWED PER CARRY / SINCE 2014

 New York Jets	3.94
 Tampa Bay Buccaneers	3.95
 Seattle Seahawks	4.00
 Baltimore Ravens	4.02
 Denver Broncos	4.06

BALTIMORE'S BEST DTs

MOST TACKLES BY RAVENS INTERIOR D-LINEMEN

Rk.	Player	Tackles	Years
1.	Kelly Gregg	515	2001-10
2.	Haloti Ngata	446	2006-14
3.	Brandon Williams	302	2013-present
4.	Tony Siragusa	159	1997-2001

MOST TACKLES FOR LOSS BY RAVENS INTERIOR D-LINEMEN

Rk.	Player	TFL	Years
1.	Haloti Ngata	43	2006-14
2.	Brandon Williams	31	2013-present
3.	Kelly Gregg	30	2001-10

(TFL became an official stat beginning in 2001.)

2020 FIRST-ROUND LINEBACKERS

In 2020, Ravens rookie ILB Patrick Queen and Panthers S Jeremy Chinn were the NFL's only rookie defenders with at least 100 tackles, 1 TFL, 1 sack, 1 INT, 1 FF, 1 FR and 1 TD. Below are the five LBs who were selected in 2020's first round.

2020 FIRST-ROUND NFL LINEBACKERS STATISTICS

Player (Pick / Team)	GP/GS	TT	TFL	S	INTs	FFs	FRs	TDs
Patrick Queen (28/Bal.)	16-16	105	9	3.0	1	2	2	1
Kenneth Murray (23/LAC)	16-16	107	5	1.0	0	0	0	0
Jordyn Brooks (27/Sea.)	14-6	57	2	0.0	0	0	0	0
Isaiah Simmons (8/Ari.)	16-7	46	4	2.0	1	1	1	0
K'Lavon Chaisson (20/Jax.)	16-3	19	3	1.0	0	0	0	0

QUEEN, MURRAY AND SIMMONS (BELOW) WERE NAMED TO THE PFWA ALL-ROOKIE TEAM (2020)



2020

PATRICK QUEEN



2020

KENNETH MURRAY



2020

ISAIAH SIMMONS

THE KING OF QUEENS

- Queen has recorded at least 1 TFL in five straight games and has at least 1 TFL in seven of his last eight. His five-game TFL streak ties for the NFL's second-longest streak, entering Week 13.
- In Week 5 of 2020 vs. Cincinnati, ILB Patrick Queen posted a strip-sack and then recovered the ball. Queen became the second Ravens rookie to record a sack, FF and FR in a game, joining OLB Terrell Suggs, who accomplished the feat three times during his 2003 Defensive ROY campaign.
- In that 2020 Cincy game, Queen also had a 53-yard FR-TD, which is the fifth-longest FR-TD in Ravens history (sixth-longest overall). His performance earned him AFC Defensive Player of the Week honors for Week 5.



PATRICK QUEEN
#6 | INSIDE LINEBACKER

1
NFL DEFENDER (QUEEN) IN
2020 WHO POSTED AT LEAST
70 TACKLES, 3 SACKS, 2 FFs,
2 FRs, 1 INT & 1 DEFENSIVE TD

105
TACKLES
[2020 TEAM LEADER]

62
TACKLES
[2021 TEAM LEADER]

PLAYER NOTES – OWEH & BATEMAN



ODAFE OWEH
#99 | OUTSIDE LINEBACKER

DID YOU KNOW?
OLB ODAFE OWEH IS THE NFL'S ONLY ROOKIE THIS SEASON TO POST A SACK, FF AND FR IN THE SAME GAME. [HE HAD 4 TACKLES, 1 SACK, 1 FF AND 1 FR VS. CLEVELAND IN WEEK 12.]

1X AFC DEFENSIVE PLAYER OF THE WEEK

2021 ROOKIE LEADERBOARD

SACKS

Rk.	Player (Team)	Sacks
1.	Micah Parsons (Dal.)	9.0
2.	Jaelan Phillips (Mia.)	6.5
3.	Azeez Ojulari (NYG)	5.5
4.	Odafe Oweh (Bal.)	5.0
5.	Kwity Paye (Ind.)	3.0
	Greg Rousseau (Buf.)	3.0
	Joe Tryon-Shoyinka (TB)	3.0

DEFENSIVE FORCED FUMBLES

Rk.	Player (Team)	FFs
1.	Odafe Oweh (Bal.)	3
2.	Micah Parsons (Dal.)	2
	Marco Wilson (Ari.)	2
4.	16 Players	1

DEFENSIVE FUMBLE RECOVERIES

Rk.	Player (Team)	FRs
1.	Odafe Oweh (Bal.)	2
	Michael Carter II (NYJ)	2
	Jevon Holland (Mia.)	2
	Kwity Paye (Ind.)	2

NEXTGEN QB PRESSURES

Rk.	Player (Team)	QBPs
1.	Odafe Oweh (Bal.)	42
2.	Micah Parsons (Dal.)	36
3.	Jaelan Phillips (Mia.)	32
4.	Christian Barmore (NE)	26

OWEH IN RARE COMPANY

• OLB Odafe Oweh (2021) and Terrell Suggs (2003) are the only Ravens in team history to produce at least 5 sacks, multiple forced FFs and 1 FR in their rookie campaign.

ROOKIES SINCE WEEK 6 (BATEMAN'S DEBUT)

RECEPTIONS

Rk.	Player (Team)	Rec.
1.	Jaylen Waddle (Mia.)	50
2.	Pat Freiermuth (Pit.)	29
	Elijah Moore (NYJ)	29
4.	Ja'Marr Chase (Cin.)	27
5.	Rondale Moore (Ari.)	26
6.	Rashod Bateman (Bal.)	25
7.	Najee Harris (Pit.)	24

RECEIVING YARDS

Rk.	Player (Team)	Yards
1.	Jaylen Waddle (Mia.)	528
2.	Ja'Marr Chase (Cin.)	450
3.	Elijah Moore (NYJ)	395
4.	DeVonta Smith (Phi.)	372
5.	Kyle Pitts (Atl.)	353
6.	Rashod Bateman (Bal.)	301
7.	Michael Carter (NYJ)	244

FIRST DOWN RECEPTIONS

Rk.	Player (Team)	1st Downs
1.	Jaylen Waddle (Mia.)	34
2.	DeVonta Smith (Phi.)	19
3.	Rashod Bateman (Bal.)	18
	Ja'Marr Chase (Cin.)	18
	Elijah Moore (NYJ)	18
6.	Kyle Pitts (Atl.)	15
7.	Pat Freiermuth (Pit.)	14

BATEMAN OFF TO A HOT START

• WR Rashod Bateman's 25 receptions and 18 first-down grabs are the most by a Raven in the first six games of a career in franchise history, while his 301 receiving yards rank No. 2, trailing only WR Marquise Brown's 374 through six career games (2019).



RASHOD BATEMAN
#12 | WIDE RECEIVER

"He's doing what you want rookies to do – first-round rookies – and that's stay hungry and have a thirst for knowledge, have a thirst for more work, have a thirst for the attention to detail and really start setting the stage for your whole career."

– WRs Coach Tee Martin on Rashod Bateman

PLAYER NOTES - TUCKER



JUSTIN TUCKER
#9 | KICKER

- 12X** PLAYER OF THE WEEK (FRANCHISE RECORD)
- 7X** AFC SPECIAL TEAMS PLAYER OF THE MONTH
- 4X** PRO BOWLER
- 4X** FIRST-TEAM ALL-PRO
- 2X** SECOND-TEAM ALL-PRO

TUCKER RANKS NO. 1 ALL TIME







K Justin Tucker, the most accurate kicker ever, owns a 90.8% success mark. In 2020, for the fifth-consecutive season, he scored at least 130 points. The five 130-point outputs by Tucker tie an NFL record of consecutive seasons scoring 130-plus points (Stephen Gostkowski, 2011-15, & David Akers, 2008-12).

BEST CAREER FIELD GOAL PERCENTAGE (NFL HISTORY / MIN. 100 ATTEMPTS)

Rk.	Player (Team)	FGM - FGA	Pct.
1.	Justin Tucker (Bal.)	314-346	90.8
2.	Harrison Butker (KC)	136-152	89.5
3.	Chris Boswell (Pit.)	168-189	88.9
4.	Josh Lambo (FA)	128-147	87.1
5.	Wil Lutz (NO)	142-164	86.6

TUCKER HITS THE MARK

Since entering the league in 2012, K Justin Tucker ranks at or near the top of several NFL kicking categories:

<p>314 Field Goals Made</p>  <p>NFL's Most Since 2012</p>	<p>1,314 Points Scored</p>  <p>NFL's Most Since 2012</p>	<p>90.8 Career FG Percentage</p>  <p>Best Mark in NFL History</p>
<p>142 40+ Yard FGM</p>  <p>NFL's Most Since 2012</p>	<p>46 50+ Yard FGM</p>  <p>NFL's 2nd Most Since 2012</p>	<p>7 Games w/ Dual 50+ FGM</p>  <p>NFL's Most (Tied) Since 2012</p>

TUCK'S CHART TALK

MOST FIELD GOALS MADE / SINCE 2012

Rk.	Player (Team)	FGM
1.	Justin Tucker (Bal.)	314
2.	Greg Zuerlein (Dal.)	254
3.	Stephen Gostkowski (FA)	251
4.	Matt Prater (Ari.)	245

MOST POINTS SCORED / SINCE 2012

Rk.	Player (Team)	Points
1.	Justin Tucker (Bal.)	1,314
2.	Stephen Gostkowski (FA)	1,163
3.	Matt Prater (Ari.)	1,133
4.	Mason Crosby (GB)	1,118
5.	Greg Zuerlein (Dal.)	1,081

BEST FIELD GOAL PERCENTAGE ROOKIES / NFL HISTORY

Rk.	Player (Year)	FGM - FGA	Pct.
1.	Michael Badgley (2018)	15-16	93.8
2.	Blair Walsh (2012)	35-38	92.1
3.	Justin Tucker (2012)	30-33	90.9
4.	Harrison Butker (2017)	38-42	90.5

BEST FIELD GOAL PERCENTAGE RAVENS SINGLE-SEASON HISTORY (MIN. 16 ATT.)

Rk.	Player (Year)	FGM - FGA	Pct.
1.	Justin Tucker (2016)	38-39	97.4
2.	Justin Tucker (2019)	28-29	96.6
3.	Matt Stover (2006)	28-30	93.3
4.	Justin Tucker (2013)	38-41	92.7
5.	Justin Tucker (2017)	34-37	91.9

CONSECUTIVE FIELD GOALS MADE / ALL-TIME STREAKS

Rk.	Player (Team)	FGM
1.	Adam Vinatieri (2015-16)	44
2.	Mike Vanderjagt (2002-04)	42
3.	Gary Anderson (1997-98)	40
4.	Graham Gano (2020-21)	37
	Jason Myers (2019-21)	37
6.	Matt Stover (2005-06)	36
	Nick Folk (2020-21)	36
8.	Justin Tucker (2015-16)	35
	Adam Vinatieri (2013-14)	35

18 GAME-WINNING FIELD GOALS

- 2021: Week 9 vs. Min., 36 yds OT
- 2021: Week 3 at Det., 66 yds*
- 2020: Week 14 at Cle., 55 yds
- 2019: Week 13 vs. SF, 49 yds
- 2019: Week 5 at Pit., 46 yds OT
- 2018: Week 11 vs. Cin., 24 yds
- 2016: Week 3 at Jax., 53 yds
- 2016: Week 2 at Cle., 49 yds
- 2015: Week 11 vs. STL, 47 yds
- 2015: Week 8 vs. SD, 39 yds
- 2015: Week 4 at Pit., 52 yds OT
- 2014: Week 3 at Cle., 32 yds
- 2013: Week 15 at Det., 61 yds
- 2013: Week 10 vs. Cin., 46 yds OT
- 2013: Week 5 at Mia., 44 yds
- 2012: Div. at Den., 47 yds OT
- 2012: Week 12 at SD, 38 yds OT
- 2012: Week 3 vs. NE, 27 yds

*NFL Record

PLAYER NOTES – TUCKER

TUCKER TIDBITS

- Tucker has connected on 55 consecutive fourth-quarter/OT FGAs and is a perfect 16-of-16 on tries in the final minute of regulation throughout his career. His 95.0 career FG% in the second half/OT (153-of-161) also ranks as the NFL's best such mark of all time.
- Since PATs were moved back to the 15-yard line in 2015, Tucker (262-of-266) has produced the NFL's best PAT percentage (98.5, min. 100 attempts).
- Tucker is a seven-time AFC Special Teams Player of the Month. He has also earned a team-record 12 AFC ST Player of the Week honors.
- Tucker's 6 FGs on 12/16/13 at Det. set a team record and a single-game NFL high in 2013. He became the first kicker ever to connect from the 20-, 30-, 40-, 50- & 60-yard range in a game.

PLAYER OF THE MONTH AWARDS

PLAYER OF THE MONTH AWARDS / SINCE AWARD INCEPTION

Rk.	Player	No.
1.	Tom Brady	11
2.	Peyton Manning	8
	Aaron Rodgers	8
4.	Justin Tucker	7
5.	Brett Favre	6
	Barry Sanders	6
	Bruce Smith	6
	J.J. Watt	6
	Steve Young	6

FAST & FURIOUS

Since entering the league in 2012, K Justin Tucker has reached several marks faster than any other player in NFL history:



YEAR 10: MILESTONES IN THE MAKING

- K Justin Tucker needs 16 points to tie Stephen Gostkowski (1,330 points) for the most points scored through a player's first 10 seasons in NFL history.
- Tucker needs 39 more points this season to reach 130 and become the first kicker in NFL history to reach that mark in six consecutive seasons.
- Tucker needs two more FGM to record his 10th-consecutive season with at least 25 FGM, marking the longest such streak in NFL history. Incredibly, he would reach the 25-FGM mark in each of his first 10 NFL seasons.

CLUB 30

In 2018, K Justin Tucker became the first kicker in NFL history to produce six seasons with 30-or-more FGs made.

MOST SEASONS WITH 30-PLUS FIELD GOALS MADE (NFL HISTORY)

Rk.	Player	Seasons
1.	Justin Tucker	6
2.	David Akers	5
	John Carney	5
	Robbie Gould	5
	Stephen Gostkowski	5

2016: THE BEST SEASON EVER?

- In 2016, All-Pro K Justin Tucker connected on 38-of-39 FGAs (lone miss was a block), posting the then-fifth-best pct. (97.4) in NFL single-season history.
- Tucker's 38 FGs made in 2016 ranked No. 1 in the NFL, and he was also 27-of-27 on PATs. An NFL single-season record 24 of Tucker's 38 FGs made in 2016 came from 40 yards or beyond.
- Tucker's 10 FGs of 50-plus yards in 2016 are a Ravens' single-season record. They tie (Blair Walsh, 2012 & Brandon McManus, 2020) for the most in NFL history. (Tucker was a perfect 10-for-10 from 50 yards and out in 2016.)

BEST FIELD GOAL PERCENTAGE / NFL SINGLE-SEASON HISTORY

Rk.	Player (Year)	FGM - FGA	Pct.
1.	Gary Anderson (1998)	35-35	100.0
	Mason Crosby (2020)	16-16	100.0
	Jason Myers (2020)	16-16	100.0
	Mike Vanderjagt (2003)	37-37	100.0
	Jeff Wilkins (2000)	17-17	100.0
	Tony Zendejas (1991)	17-17	100.0
7.	Justin Tucker (2016)	38-39	97.4

LONGEST FIELD GOALS MADE / NFL HISTORY

Rk.	Player (Date)	Distance
1.	Justin Tucker (9/26/21 at Det.)	66
2.	Matt Prater (12/8/13 vs. Ten.)	64
3.	Six Kickers	63

MOST 60-PLUS FIELD GOALS MADE / NFL HISTORY

Rk.	Player	FGM
1.	Brett Maher	3
2.	Justin Tucker	2
	Sebastian Janikowski	2
	Matt Prater	2
	Greg Zuerlein	2

Justin Tucker has connected on 2 of the 25 60-plus-yard FGM in NFL history. Of those 25 conversions, only 7 have been go-ahead makes in the final minute of a game. Tucker is the only kicker in NFL history with multiple such go-ahead makes (66 yards - 9/26/21 at Det.; 61 yards - 12/16/13 at Det.).

PLAYER NOTES - KOCH



SAM KOCH
#4 | PUNTER

IX PRO BOWLER

IX SECOND-TEAM ALL-PRO

1,145 CAREER PUNTS
MOST BY A PUNTER WITH ONE TEAM IN NFL HISTORY

SAM IN THE 20

P Sam Koch is the Ravens' all-time leader in punts inside the 20 (445). In 2017, he posted a franchise-record 40 boots inside the 20, which ranked as the NFL's most.

MOST PUNTS INSIDE THE 20

RAVENS HISTORY		RAVENS SINGLE SEASON			
Rk.	Player	Inside 20	Rk.	Player (Year)	Inside 20
1.	Sam Koch	445	1.	Sam Koch (2017)*	40
2.	Kyle Richardson	128	2.	Sam Koch (2010)	39
3.	Dave Zastudil	89		Kyle Richardson (1999)	39

*In 2017, Koch's 40 punts inside the 20 ranked No. 1 in the NFL

KOCH DOMINATED IN 2017

No punter in 2017 was more dominant at pinning opponents deep in their own territory than P Sam Koch.

PUNTS INSIDE 20 [NFL RANK]	PUNTS INSIDE 10 [NFL RANK]	PUNTS INSIDE 5 [NFL RANK]
1	1	2
Sam Koch 40 Chris Jones 34 Two Players 33	Sam Koch 16 Marquette King... 14 Three Players 13	Andy Lee 6 Sam Koch 5 Three Others 5

FAST FACTS

- In Week 4 of 2020 at Washington, P Sam Koch completed a 15-yard pass to WR Miles Boykin on a fourth-and-9 fake punt. Among players with at least 5 career passes, Koch holds the NFL record with a 100% completion rate, going 7-of-7 for 82 yards and a 115.5 rating.
- In 2020, Koch was the NFL's only punter to place at least 20 punts inside in the 20-yard line (22) and have no more than 1 TB.

RAVENS ALL-TIME LEADER

P Sam Koch owns a 45.3 career gross average and 39.7 career net, both marks that rank first in Ravens history. In 2014, he posted a career-high and team-record 47.4-yard gross (matched again in 2018) and 43.3-yard net average.

CAREER GROSS AVERAGE [RAVENS HISTORY]

Rk.	Player	Average
1.	Sam Koch	45.3
2.	Greg Montgomery	43.2
3.	Dave Zastudil	41.6

CAREER NET AVERAGE [RAVENS HISTORY]

Rk.	Player	Average
1.	Sam Koch	39.7
2.	Greg Montgomery	37.2
3.	Kyle Richardson	35.4

PINNING 'EM DEEP

Dating back to 2006, when he entered the NFL, P Sam Koch's 445 punts inside the 20 rank second in the NFL.

NFL PUNTS INSIDE THE 20 / SINCE 2006

Rk.	Player (Team)	Inside the 20
1.	Dustin Colquitt (Atl.)	450
2.	Sam Koch (Bal.)	445
3.	Andy Lee (Ari.)	415

RAVENS IRONMEN

RAVENS CONSECUTIVE GAMES PLAYED ALL-TIME STREAKS

Rk.	Player	Games	Years
1.	Sam Koch	239	2006-20
2.	Justin Tucker	155	2012-present
3.	Jarret Johnson	129	2003-11

BALTIMORE RAVENS MOST ALL-TIME GAMES PLAYED

Rk.	Player	Games	Years
1.	Sam Koch	250	2006-present
2.	Terrell Suggs	229	2003-18
3.	Ray Lewis	228	1996-2012
4.	Matt Stover	207	1996-2008
5.	Jonathan Ogden	177	1996-2007
	Marshal Yanda	177	2007-19

ESPN'S KEVIN SEIFERT ON SAM KOCH'S ARSENAL OF PUNTS:

"Some are designed to hook toward the sideline with maximum hang time. Others use an intentionally low trajectory to aid coverage teams. He has a knuckler and one kick that drops, from the returner's perspective, roughly in the shape of the letter 'S.' He's debuted a 'boomerang' punt that does just what you would imagine it might. Most, but not all, of these punts are intended to discourage a clean catch and minimize the return. ... Sam Koch and the Ravens have introduced a new way to punt."

ALPHABETICAL ROSTER

NO.	NAME	POS	HT	WT	DOB	EXP	COLLEGE	HOMETOWN	HOW ACQ
89	Andrews, Mark	TE	6-5	256	06/09/95	4	Oklahoma	Scottsdale, AZ	D3b '18
23	Averett, Anthony	CB	5-11	184	11/30/94	4	Alabama	Woodbury, NJ	D4a '18
12	Bateman, Rashod	WR	6-1	193	11/29/99	R	Minnesota	Tifton, GA	D1a '21
49	Board, Chris	ILB	6-2	237	07/23/95	4	North Dakota State	Orlando, FL	FA '18
54	Bowser, Tyus	OLB	6-3	242	05/23/95	5	Houston	Tyler, TX	D2 '17
80	Boykin, Miles	WR	6-4	220	12/10/96	3	Notre Dame	New Lenox, IL	D3b '19
86	Boyle, Nick	TE	6-4	270	02/17/93	7	Delaware	Sussex, NJ	D5a '15
77	Bozeman, Bradley	C/G	6-5	325	11/24/94	4	Alabama	Roanoke, AL	D6c '18
5	Brown, Marquise	WR	5-9	180	04/06/97	3	Oklahoma	Hollywood, FL	D1 '19
56	Bynes, Josh	ILB	6-1	235	08/24/89	10	Auburn	Lauderdale Lakes, FL	FA '21
93	Campbell, Calais	DE	6-8	300	01/09/86	14	Miami (Fla)	Denver, CO	TR (Jax.) '20
36	Clark, Chuck	S	6-0	205	04/19/95	5	Virginia Tech	Suffolk, VA	D6 '17
66	Cleveland, Ben	G	6-6	357	08/25/98	R	Georgia	Toccoa, GA	D3a '21
63	Colon, Trystan	C/G	6-3	313	03/23/98	2	Missouri	Webb City, MO	FA '20
13	Duvernay, Devin	WR	5-11	200	12/09/97	2	Texas	Sachse, TX	D3b '20
71	Ellis, Justin	DT	6-2	350	12/27/90	8	Louisiana Tech	Neville, LA	FA '19
45	Ferguson, Jaylon	OLB	6-5	270	12/14/95	3	Louisiana Tech	St. Francisville, LA	D3a '19
33	Freeman, Devonta	RB	5-8	206	03/15/92	8	Florida State	Miami, FL	FA '21
40	Harrison, Malik	ILB	6-3	247	05/03/98	2	Ohio State	Columbus, OH	D3c '20
50	Houston, Justin	OLB	6-3	270	01/21/89	11	Georgia	Statesboro, GA	FA '21
44	Humphrey, Marlon	CB	6-0	197	08/07/96	5	Alabama	Hoover, AL	D1 '17
2	Huntley, Tyler	QB	6-1	196	03/02/98	2	Utah	Hallandale Beach, FL	FA '20
8	Jackson, Lamar	QB	6-2	212	01/07/97	4	Louisville	Pompano Beach, FL	D1b '18
4	Koch, Sam	P	6-1	222	08/13/82	16	Nebraska	Seward, NE	D6a '06
41	Levine Sr., Anthony	DB/LB	5-11	207	03/27/87	10	Tennessee State	Abbeville, LA	FA '12
92	Madubuike, Justin	DT	6-3	300	11/17/97	2	Texas A&M	McKinney, TX	D3a '20
65	Mekari, Patrick	OL	6-4	308	08/13/97	3	Cal-Berkeley	Westlake Village, CA	FA '19
46	Moore, Nick	LS	6-2	248	09/12/92	2	Georgia	Snellville, GA	FA '20
28	Murray, Latavius	RB	6-3	230	01/18/90	8	Central Florida	Nedrow, NY	FA '21
67	Ogbuehi, Cedric	T	6-5	308	04/25/92	7	Texas A&M	Allen, TX	FA '21
84	Oliver, Josh	TE	6-5	249	03/21/97	3	San Jose State	Paso Robles, CA	TR (Jax.) '21
99	Oweh, Odafe	OLB	6-5	251	12/15/98	R	Penn State	Hackensack, NJ	D1b '21
74	Phillips, Tyre	G/T	6-5	330	01/29/97	2	Mississippi State	Grenada, MS	D3d '20
72	Powers, Ben	G	6-4	310	10/29/96	3	Oklahoma	Wichita, KS	D4b '19
11	Proche II, James	WR	5-11	201	09/20/96	2	Southern Methodist	Dallas, TX	D6 '20
6	Queen, Patrick	ILB	6-0	232	08/13/99	2	Louisiana State	Ventress, LA	D1 '20
42	Ricard, Patrick	FB/DL	6-3	300	05/27/94	5	Maine	Spencer, MA	FA '17
22	Smith, Jimmy	CB	6-2	210	07/26/88	11	Colorado	Colton, CA	D1 '11
21	Stephens, Brandon	DB	6-1	213	12/29/97	R	Southern Methodist	Plano, TX	D3b '21
26	Stone, Geno	S	5-11	207	04/19/99	2	Iowa	New Castle, PA	D7 '20
85	Tomlinson, Eric	TE	6-6	263	04/22/92	5	UTEP	Oklahoma City, OK	FA '20
9	Tucker, Justin	K	6-1	183	11/21/89	10	Texas	Austin, TX	FA '12
78	Villanueva, Alejandro	T	6-9	320	09/22/88	7	Army	Meridian, MS	FA '21
16	Wallace, Tylan	WR	5-11	193	05/13/99	R	Oklahoma State	Fort Worth, TX	D4 '21
96	Washington, Broderick	DT	6-2	305	04/12/96	2	Texas Tech	Longview, TX	D5 '20
14	Watkins, Sammy	WR	6-1	211	06/14/93	8	Clemson	Fort Myers, FL	UFA (KC) '21
57	Welch, Kristian	LB	6-3	240	05/24/98	2	Iowa	Iola, WI	FA '20
30	Westry, Chris	CB	6-4	197	10/07/97	2	Kentucky	Orange Park, FL	FA '21
98	Williams, Brandon	DT	6-1	336	02/21/89	9	Missouri Southern St.	Kirkwood, MO	D3 '13
34	Williams, Ty'Son	RB	6-0	220	09/20/96	2	BYU	Sumter, SC	FA '20
25	Young, Tavon	CB	5-9	185	03/14/94	6	Temple	Oxon Hill, MD	D4a '16
70	Zeitler, Kevin	G	6-4	315	08/03/90	9	Wisconsin	Waukesha, WI	FA '21

Practice Squad (15)

61	Jones-Smith, Jaryd	T	6-7	345	09/03/95	1	Pittsburgh	Camden, NJ	FA '21
94	Mack, Isaiah	NT	6-1	299	03/19/96	3	Chattanooga	Tunnel Hill, GA	FA '21
47	McCrary, Nate	RB	6-0	213	09/04/99	R	Saginaw Valley State	Muskegon, MI	FA '21
69	McKenzie, Kahlil	G/DT	6-3	326	03/01/97	2	Tennessee	Green Bay, WI	FA '21
10	Moore, Jaylon	WR	5-11	191	01/07/97	1	Tennessee-Martin	Memphis, TN	FA '20
83	Poljan, Tony	TE	6-7	251	04/25/97	R	Virginia	Lansing, MI	FA '21
53	Redmond, Adam	C	6-6	306	05/19/93	3	Harvard	Strongsville, OH	FA '21
48	Richards, Jordan	S	5-11	215	01/21/93	7	Stanford	Folsom, CA	FA '19
62	Sharpe, David	T	6-6	330	10/21/95	5	Florida	Jacksonville, FL	FA '21
7	Streveler, Chris	QB	6-1	216	01/06/95	2	South Dakota	Crystal Lake, IL	FA '21
58	Thomas, Joe	LB	6-1	233	06/05/91	7	South Carolina State	Blackville, S.C.	FA '21
18	Toliver II, Kevin	CB	6-2	199	11/24/95	4	Louisiana State	Jacksonville, FL	FA '21
15	Verity, Jake	K	6-2	197	12/23/97	R	East Carolina	Bremen, GA	FA '21
81	Victor, Binjimen	WR	6-4	199	01/15/97	1	Ohio State	Pompano Beach, FL	FA '21
39	Wilkins, Mazzi	DB	6-0	191	12/10/95	3	South Florida	Tampa, FL	FA '21

Injured Reserve (16)

51	Alaka, Otaru	ILB	6-3	239	05/18/96	3	Texas A&M	Houston, TX	FA '19
97	Crawford, Aaron	DT	6-1	315	04/11/97	2	North Carolina	Ashburn, VA	FA '20
27	Dobbins, J.K.	RB	5-10	212	12/17/98	2	Ohio State	La Grange, TX	D2 '20
31	Dorsey, Khalil	CB	5-9	181	03/31/98	2	Northern Arizona	Ontario, CA	FA '20
35	Edwards, Gus	RB	6-1	238	04/13/95	4	Rutgers	Liberia	FA '18
32	Elliott, DeShon	S	6-1	210	04/21/97	4	Texas	Dallas, TX	D6a '18
3	Fort, L.J.	ILB	6-0	232	03/01/90	7	Northern Iowa	Waynesville, MO	FA '19
59	Hayes, Daelin	OLB	6-4	253	05/16/98	R	Notre Dame	Belleville, MI	D5b '21
43	Hill, Justice	RB	5-10	200	11/14/97	3	Oklahoma State	Tulsa, OK	D4a '19
91	Kelly, Xavier	DT	6-6	306	02/10/97	R	Arkansas	Wichita, KA	FA '21
37	Marshall, Iman	CB	6-1	210	02/27/97	3	Southern California	Long Beach, CA	D4c '19
90	McPhee, Pernell	OLB	6-3	269	12/17/88	11	Mississippi State	Pahokee, FL	(Was.) '19
24	Peters, Marcus	CB	6-0	197	09/01/93	7	Washington	Oakland, CA	TR (LAR) '19
79	Stanley, Ronnie	T	6-6	315	03/18/94	6	Notre Dame	Las Vegas, NV	D1 '16
29	Washington, Ar'Darius	S	5-8	176	02/11/99	R	Texas Christian	Shreveport, LA	FA '21
95	Wolfe, Derek	DE	6-5	285	02/24/90	10	Cincinnati	East Liverpool, OH	UFA (Den.) '20

Reserve/COVID-19 (1)

38	Seymour, Kevon	DB	6-0	185	11/30/93	5	Southern California	Pasadena, CA	FA '21
----	----------------	----	-----	-----	----------	---	---------------------	--------------	--------

Reserve/NFIN (1)

60	James, Ja'Wuan	T	6-6	312	03/06/92	7	Tennessee	Atlanta, GA	FA '21
----	----------------	---	-----	-----	----------	---	-----------	-------------	--------



NUMERICAL ROSTER

NO.	NAME	POS	HT	WT	DOB	EXP	COLLEGE	HOMETOWN	HOW ACQ
2	Tyler Huntley	QB	6-1	196	03/02/98	2	Utah	Hallandale Beach, FL	FA '20
4	Sam Koch	P	6-1	222	08/13/82	16	Nebraska	Seward, NE	D6a '06
5	Marquise Brown	WR	5-9	180	04/06/97	3	Oklahoma	Hollywood, FL	D1 '19
6	Patrick Queen	ILB	6-0	232	08/13/99	2	Louisiana State	Ventress, LA	D1 '20
8	Lamar Jackson	QB	6-2	212	01/07/97	4	Louisville	Pompano Beach, FL	D1b '18
9	Justin Tucker	K	6-1	183	11/21/89	10	Texas	Austin, TX	FA '12
11	James Proche II	WR	5-11	201	09/20/96	2	Southern Methodist	Dallas, TX	D6 '20
12	Rashod Bateman	WR	6-1	193	11/29/99	R	Minnesota	Tifton, GA	D1a '21
13	Devin Duvernay	WR	5-11	200	12/09/97	2	Texas	Sachse, TX	D3b '20
14	Sammy Watkins	WR	6-1	211	06/14/93	8	Clemson	Fort Myers, FL	UFA (KC) '21
16	Tylan Wallace	WR	5-11	193	05/13/99	R	Oklahoma State	Fort Worth, TX	D4 '21
21	Brandon Stephens	DB	6-1	213	12/29/97	R	Southern Methodist	Plano, TX	D3b '21
22	Jimmy Smith	CB	6-2	210	07/26/88	11	Colorado	Colton, CA	D1 '11
23	Anthony Averett	CB	5-11	184	11/30/94	4	Alabama	Woodbury, NJ	D4a '18
25	Tavon Young	CB	5-9	185	03/14/94	6	Temple	Oxon Hill, MD	D4a '16
26	Geno Stone	S	5-11	207	04/19/99	2	Iowa	New Castle, PA	D7 '20
28	Lataavius Murray	RB	6-3	230	01/18/90	8	Central Florida	Nedrow, NY	FA '21
30	Chris Westry	CB	6-4	197	10/07/97	2	Kentucky	Orange Park, FL	FA '21
33	Devonta Freeman	RB	5-8	206	03/15/92	8	Florida State	Miami, FL	FA '21
34	Ty'Son Williams	RB	6-0	220	09/20/96	2	BYU	Sumter, SC	FA '20
36	Chuck Clark	S	6-0	205	04/19/95	5	Virginia Tech	Suffolk, VA	D6 '17
40	Malik Harrison	ILB	6-3	247	05/03/98	2	Ohio State	Columbus, OH	D3c '20
41	Anthony Levine Sr.	DB/LB	5-11	207	03/27/87	10	Tennessee State	Abbeville, LA	FA '12
42	Patrick Ricard	FB/DL	6-3	300	05/27/94	5	Maine	Spencer, MA	FA '17
44	Marlon Humphrey	CB	6-0	197	08/07/96	5	Alabama	Hoover, AL	D1 '17
45	Jaylon Ferguson	OLB	6-5	270	12/14/95	3	Louisiana Tech	St. Francisville, LA	D3a '19
46	Nick Moore	LS	6-2	248	09/12/92	2	Georgia	Snellville, GA	FA '20
49	Chris Board	ILB	6-2	237	07/23/95	4	North Dakota State	Orlando, FL	FA '18
50	Justin Houston	OLB	6-3	270	01/21/89	11	Georgia	Statesboro, GA	FA '21
54	Tyus Bowser	OLB	6-3	242	05/23/95	5	Houston	Tyler, TX	D2 '17
56	Josh Byner	ILB	6-1	235	08/24/89	10	Auburn	Lauderdale Lakes, FL	FA '21
57	Kristian Welch	LB	6-3	240	05/24/98	2	Iowa	Iola, WI	FA '20
63	Trystan Colon	C/G	6-3	313	03/23/98	2	Missouri	Webb City, MO	FA '20
65	Patrick Mekari	OL	6-4	308	08/13/97	3	Cal-Berkeley	Westlake Village, CA	FA '19
66	Ben Cleveland	G	6-6	357	08/25/98	R	Georgia	Toccoa, GA	D3a '21
67	Cedric Ogbuehi	T	6-5	308	04/25/92	7	Texas A&M	Allen, TX	FA '21
70	Kevin Zeitler	G	6-4	315	08/03/90	9	Wisconsin	Waukesha, WI	FA '21
71	Justin Ellis	DT	6-2	350	12/27/90	8	Louisiana Tech	Neville, LA	FA '19
72	Ben Powers	G	6-4	310	10/29/96	3	Oklahoma	Wichita, KS	D4b '19
74	Tyre Phillips	G/T	6-5	330	01/29/97	2	Mississippi State	Grenada, MS	D3d '20
77	Bradley Bozeman	C/G	6-5	325	11/24/94	4	Alabama	Roanoke, AL	D6c '18
78	Alejandro Villanueva	T	6-9	320	09/22/88	7	Army	Meridian, MS	FA '21
80	Miles Boykin	WR	6-4	220	12/10/96	3	Notre Dame	New Lenox, IL	D3b '19
84	Josh Oliver	TE	6-5	249	03/21/97	3	San Jose State	Paso Robles, CA	TR (Jax.) '21
85	Eric Tomlinson	TE	6-6	263	04/22/92	5	UTEP	Oklahoma City, OK	FA '20
86	Nick Boyle	TE	6-4	270	02/17/93	7	Delaware	Sussex, NJ	D5a '15
89	Mark Andrews	TE	6-5	256	06/09/95	4	Oklahoma	Scottsdale, AZ	D3b '18
92	Justin Madubuike	DT	6-3	300	11/17/97	2	Texas A&M	McKinney, TX	D3a '20
93	Calais Campbell	DE	6-8	300	01/09/86	14	Miami (Fla)	Denver, CO	TR (Jax.) '20
96	Broderick Washington	DT	6-2	305	04/12/96	2	Texas Tech	Longview, TX	D5 '20
98	Brandon Williams	DT	6-1	336	02/21/89	9	Missouri Southern St.	Kirkwood, MO	D3 '13
99	Odafe Oweh	OLB	6-5	251	12/15/98	R	Penn State	Hackensack, NJ	D1b '21

Practice Squad (15)

7	Chris Streveler	QB	6-1	216	01/06/95	2	South Dakota	Crystal Lake, IL	FA '21
10	Jaylon Moore	WR	5-11	191	01/07/97	1	Tennessee-Martin	Memphis, TN	FA '20
15	Jake Verity	K	6-2	197	12/23/97	R	East Carolina	Bremen, GA	FA '21
18	Kevin Toliver II	CB	6-2	199	11/24/95	4	Louisiana State	Jacksonville, FL	FA '21
39	Mazzi Wilkins	DB	6-0	191	12/10/95	3	South Florida	Tampa, FL	FA '21
47	Nate McCrary	RB	6-0	213	09/04/99	R	Saginaw Valley State	Muskegon, MI	FA '21
48	Jordan Richards	S	5-11	215	01/21/93	7	Stanford	Folsom, CA	FA '19
53	Adam Redmond	C	6-6	306	05/19/93	3	Harvard	Strongsville, OH	FA '21
58	Joe Thomas	LB	6-1	233	06/05/91	7	South Carolina State	Blackville, S.C.	FA '21
61	Jaryd Jones-Smith	T	6-7	345	09/03/95	1	Pittsburgh	Camden, NJ	FA '21
62	David Sharpe	T	6-6	330	10/21/95	5	Florida	Jacksonville, FL	FA '21
69	Kahlil McKenzie	G/DT	6-3	326	03/01/97	2	Tennessee	Green Bay, WI	FA '21
81	Binjimen Victor	WR	6-4	199	01/15/97	1	Ohio State	Pompano Beach, FL	FA '21
83	Tony Poljan	TE	6-7	251	04/25/97	R	Virginia	Lansing, MI	FA '21
94	Isaiah Mack	NT	6-1	299	03/19/96	3	Chattanooga	Tunnel Hill, GA	FA '21

Injured Reserve (16)

3	L.J. Fort	ILB	6-0	232	03/01/90	7	Northern Iowa	Waynesville, MO	FA '19
24	Marcus Peters	CB	6-0	197	09/01/93	7	Washington	Oakland, CA	TR (LAR) '19
27	J.K. Dobbins	RB	5-10	212	12/17/98	2	Ohio State	La Grange, TX	D2 '20
29	Ar'Darius Washington	S	5-8	176	02/11/99	R	Texas Christian	Shreveport, LA	FA '21
31	Khalil Dorsey	CB	5-9	181	03/31/98	2	Northern Arizona	Ontario, CA	FA '20
32	DeShon Elliott	S	6-1	210	04/21/97	4	Texas	Dallas, TX	D6a '18
35	Gus Edwards	RB	6-1	238	04/13/95	4	Rutgers	Liberia	FA '18
37	Iman Marshall	CB	6-1	210	02/27/97	3	Southern California	Long Beach, CA	D4c '19
43	Justice Hill	RB	5-10	200	11/14/97	3	Oklahoma State	Tulsa, OK	D4a '19
51	Otaru Alaka	ILB	6-3	239	05/18/96	3	Texas A&M	Houston, TX	FA '19
59	Daelin Hayes	OLB	6-4	253	05/16/98	R	Notre Dame	Belleville, MI	D5b '21
79	Ronnin Stanley	T	6-6	315	03/18/94	6	Notre Dame	Las Vegas, NV	D1 '16
90	Pernell McPhee	OLB	6-3	269	12/17/88	11	Mississippi State	Pahokee, FL	(Was.) '19
91	Xavier Kelly	DT	6-6	306	02/10/97	R	Arkansas	Wichita, KA	FA '21
95	Derek Wolfe	DE	6-5	285	02/24/90	10	Cincinnati	East Liverpool, OH	UFA (Den.) '20
97	Aaron Crawford	DT	6-1	315	04/11/97	2	North Carolina	Ashburn, VA	FA '20

Reserve/COVID-19 (1)

38	Kevon Seymour	DB	6-0	185	11/30/93	5	Southern California	Pasadena, CA	FA '21
----	---------------	----	-----	-----	----------	---	---------------------	--------------	--------

Reserve/NFIN (1)

60	Ja'Wuan James	T	6-6	312	03/06/92	7	Tennessee	Atlanta, GA	FA '21
----	---------------	---	-----	-----	----------	---	-----------	-------------	--------



POSITIONAL ROSTER

NO.	NAME	POS.	HT.	WT.	AGE	EXP.	COLLEGE	HOMETOWN	HOW ACQ.
QUARTERBACKS (3)									
2	Huntley, Tyler	QB	6-1	196	23	2	Utah	Hallandale Beach, FL	FA '20
7	Streveler, Chris (PS)	QB	6-1	216	26	2	South Dakota	Crystal Lake, IL	FA '21
8	Jackson, Lamar	QB	6-2	212	24	4	Louisville	Pompano Beach, FL	D1b '18
RUNNING BACKS (8)									
27	Dobbins, J.K. (IR)	RB	5-10	212	22	2	Ohio State	La Grange, TX	D2 '20
28	Murray, Latavius	RB	6-3	230	31	8	Central Florida	Nedrow, NY	FA '21
33	Freeman, Devonta	RB	5-8	206	29	8	Florida State	Miami, FL	FA '21
34	Williams, Ty'Son	RB	6-0	220	25	2	BYU	Sumter, SC	FA '20
35	Edwards, Gus (IR)	RB	6-1	238	26	4	Rutgers	Liberia	FA '18
42	Ricard, Patrick	FB/DL	6-3	300	27	5	Maine	Spencer, MA	FA '17
43	Hill, Justice (IR)	RB	5-10	200	24	3	Oklahoma State	Tulsa, OK	D4a '19
47	McCrary, Nate (PS)	RB	6-0	213	22	R	Saginaw Valley State	Muskegon, MI	FA '21
WIDE RECEIVERS (9)									
5	Brown, Marquise	WR	5-9	180	24	3	Oklahoma	Hollywood, FL	D1 '19
10	Moore, Jaylon (PS)	WR	5-11	191	24	1	Tennessee-Martin	Memphis, TN	FA '20
11	Proche II, James	WR	5-11	201	25	2	Southern Methodist	Dallas, TX	D6 '20
12	Bateman, Rashod	WR	6-1	193	22	R	Minnesota	Tifton, GA	D1a '21
13	Duvernay, Devin	WR	5-11	200	23	2	Texas	Sachse, TX	D3b '20
14	Watkins, Sammy	WR	6-1	211	28	8	Clemson	Fort Myers, FL	UFA (KC) '21
16	Wallace, Tylan	WR	5-11	193	22	R	Oklahoma State	Fort Worth, TX	D4 '21
80	Boykin, Miles	WR	6-4	220	24	3	Notre Dame	New Lenox, IL	D3b '19
81	Victor, Binjimen (PS)	WR	6-4	199	24	1	Ohio State	Pompano Beach, FL	FA '21
TIGHT ENDS (5)									
83	Poljan, Tony (PS)	TE	6-7	251	24	R	Virginia	Lansing, MI	FA '21
84	Oliver, Josh	TE	6-5	249	24	3	San Jose State	Paso Robles, CA	TR (Jax.) '21
85	Tomlinson, Eric	TE	6-6	263	29	5	UTEP	Oklahoma City, OK	FA '20
86	Boyle, Nick	TE	6-4	270	28	7	Delaware	Sussex, NJ	D5a '15
89	Andrews, Mark	TE	6-5	256	26	4	Oklahoma	Scottsdale, AZ	D3b '18
OFFENSIVE LINE (15)									
53	Redmond, Adam (PS)	C	6-6	306	28	3	Harvard	Strongsville, OH	FA '21
60	James, Ja'Wuan (R/NFIN)	T	6-6	312	29	7	Tennessee	Atlanta, GA	FA '21
61	Jones-Smith, Jaryd (PS)	T	6-7	345	26	1	Pittsburgh	Camden, NJ	FA '21
62	Sharpe, David (PS)	T	6-6	330	26	5	Florida	Jacksonville, FL	FA '21
63	Colon, Trystan	C/G	6-3	313	23	2	Missouri	Webb City, MO	FA '20
65	Mekari, Patrick	OL	6-4	308	24	3	Cal-Berkeley	Westlake Village, CA	FA '19
66	Cleveland, Ben	G	6-6	357	23	R	Georgia	Toccoa, GA	D3a '21
67	Ogbuehi, Cedric	T	6-5	308	29	7	Texas A&M	Allen, TX	FA '21
69	McKenzie, Kahlil (PS)	G/DT	6-3	326	24	2	Tennessee	Green Bay, WI	FA '21
70	Zeitler, Kevin	G	6-4	315	31	9	Wisconsin	Waukesha, WI	FA '21
72	Powers, Ben	G	6-4	310	25	3	Oklahoma	Wichita, KS	D4b '19
74	Phillips, Tyre	G/T	6-5	330	24	2	Mississippi State	Grenada, MS	D3d '20
77	Bozeman, Bradley	C/G	6-5	325	27	4	Alabama	Roanoke, AL	D6c '18
78	Villanueva, Alejandro	T	6-9	320	33	7	Army	Meridian, MS	FA '21
79	Stanley, Ronnie (IR)	T	6-6	315	27	6	Notre Dame	Las Vegas, NV	D1 '16
LINEBACKERS (14)									
3	Fort, L.J. (IR)	ILB	6-0	232	31	7	Northern Iowa	Waynesville, MO	FA '19
6	Queen, Patrick	ILB	6-0	232	22	2	Louisiana State	Ventress, LA	D1 '20
40	Harrison, Malik	ILB	6-3	247	23	2	Ohio State	Columbus, OH	D3c '20
45	Ferguson, Jaylon	OLB	6-5	270	25	3	Louisiana Tech	St. Francisville, LA	D3a '19
49	Board, Chris	ILB	6-2	237	26	4	North Dakota State	Orlando, FL	FA '18
50	Houston, Justin	OLB	6-3	270	32	11	Georgia	Statesboro, GA	FA '21
51	Alaka, Otaru (IR)	ILB	6-3	239	25	3	Texas A&M	Houston, TX	FA '19
54	Bowser, Tyus	OLB	6-3	242	26	5	Houston	Tyler, TX	D2 '17
56	Bynes, Josh	ILB	6-1	235	32	10	Auburn	Lauderdale Lakes, FL	FA '21
57	Welch, Kristian	LB	6-3	240	23	2	Iowa	Iola, WI	FA '20
58	Thomas, Joe (PS)	LB	6-1	233	30	7	South Carolina State	Blackville, S.C.	FA '21
59	Hayes, Daelin (IR)	OLB	6-4	253	23	R	Notre Dame	Belleville, MI	D5b '21
90	McPhee, Pernell (IR)	OLB	6-3	269	32	11	Mississippi State	Pahokee, FL	(Was.) '19
99	Owhe, Odafe	OLB	6-5	251	22	R	Penn State	Hackensack, NJ	D1b '21
DEFENSIVE BACKS (18)									
18	Toliver II, Kevin (PS)	CB	6-2	199	26	4	Louisiana State	Jacksonville, FL	FA '21
21	Stephens, Brandon	DB	6-1	213	23	R	Southern Methodist	Plano, TX	D3b '21
22	Smith, Jimmy	CB	6-2	210	33	11	Colorado	Colton, CA	D1 '11
23	Averett, Anthony	CB	5-11	184	27	4	Alabama	Woodbury, NJ	D4a '18
24	Peters, Marcus (IR)	CB	6-0	197	28	7	Washington	Oakland, CA	TR (LAR) '19
25	Young, Tavon	CB	5-9	185	27	6	Temple	Oxon Hill, MD	D4a '16
26	Stone, Geno	S	5-11	207	22	2	Iowa	New Castle, PA	D7 '20
29	Washington, Ar'Darius (IR)	S	5-8	176	22	R	Texas Christian	Shreveport, LA	FA '21
30	Westry, Chris	CB	6-4	197	24	2	Kentucky	Orange Park, FL	FA '21
31	Dorsey, Khalil (IR)	CB	5-9	181	23	2	Northern Arizona	Ontario, CA	FA '20
32	Elliott, DeShon (IR)	S	6-1	210	24	4	Texas	Dallas, TX	D6a '18
36	Clark, Chuck	S	6-0	205	26	5	Virginia Tech	Suffolk, VA	D6 '17
37	Marshall, Iman (IR)	CB	6-1	210	24	3	Southern California	Long Beach, CA	D4c '19
38	Seymour, Kevon (R/C19)	DB	6-0	185	28	5	Southern California	Pasadena, CA	FA '21
39	Wilkins, Mazzi (PS)	DB	6-0	191	25	3	South Florida	Tampa, FL	FA '21
41	Levine Sr., Anthony	DB/LB	5-11	207	34	10	Tennessee State	Abbeville, LA	FA '12
44	Humphrey, Marlon	CB	6-0	197	25	5	Alabama	Hoover, AL	D1 '17
48	Richards, Jordan (PS)	S	5-11	215	28	7	Stanford	Folsom, CA	FA '19
DEFENSIVE LINE (9)									
71	Ellis, Justin	DT	6-2	350	30	8	Louisiana Tech	Neville, LA	FA '19
91	Kelly, Xavier (IR)	DT	6-6	306	24	R	Arkansas	Wichita, KA	FA '21
92	Madubuike, Justin	DT	6-3	300	24	2	Texas A&M	McKinney, TX	D3a '20
93	Campbell, Calais	DE	6-8	300	35	14	Miami (Fla)	Denver, CO	TR (Jax.) '20
94	Mack, Isaiah (PS)	NT	6-1	299	25	3	Chattanooga	Tunnel Hill, GA	FA '21
95	Wolfe, Derek (IR)	DE	6-5	285	31	10	Cincinnati	East Liverpool, OH	UFA (Den.) '20
96	Washington, Broderick	DT	6-2	305	25	2	Texas Tech	Longview, TX	D5 '20
97	Crawford, Aaron (IR)	DT	6-1	315	24	2	North Carolina	Ashburn, VA	FA '20
98	Williams, Brandon	DT	6-1	336	32	9	Missouri Southern St.	Kirkwood, MO	D3 '13
SPECIALISTS (4)									
4	Koch, Sam	P	6-1	222	39	16	Nebraska	Seward, NE	D6a '06
9	Tucker, Justin	K	6-1	183	32	10	Texas	Austin, TX	FA '12
15	Verity, Jake (PS)	K	6-2	197	23	R	East Carolina	Bremen, GA	FA '21
46	Moore, Nick	LS	6-2	248	29	2	Georgia	Snellville, GA	FA '20



DEPTH CHART

Compiled by Ravens PR staff on Nov. 30, 2021

OFFENSE

WR	14	Sammy Watkins	<u>12</u>	<u>Rashod Bateman</u>	11	James Proche II	<u>16</u>	<u>Tylan Wallace</u>
WR	5	Marquise Brown	13	Devin Duvernay	80	Miles Boykin*		
LT	78	Alejandro Villanueva	74	Tyre Phillips	67	Cedric Ogbuehi*		
LG	72	Ben Powers	66	Ben Cleveland	63	Trystan Colon		
C	77	Bradley Bozeman	63	Trystan Colon	65	Patrick Mekari		
RG	70	Kevin Zeitler	74	Tyre Phillips	63	Trystan Colon		
RT	65	Patrick Mekari	74	Tyre Phillips	67	Cedric Ogbuehi*		
TE	89	Mark Andrews	86	Nick Boyle	85	Eric Tomlinson	84	Josh Oliver
QB	8	Lamar Jackson	2	Tyler Huntley				
FB	42	Patrick Ricard						
RB	33	Devonta Freeman	28	Lataavius Murray	34	Ty'Son Williams		

DEFENSE

DT	93	Calais Campbell*	96	Broderick Washington		
NT	98	Brandon Williams	71	Justin Ellis		
DE	92	Justin Madubuike	96	Broderick Washington		
RUSH	50	Justin Houston	<u>99</u>	<u>Odafe Oweh</u>		
MLB	56	Josh Bynes	49	Chris Board	57	Kristian Welch
WLB	6	Patrick Queen	57	Kristian Welch	40	Malik Harrison
SAM	54	Tyus Bowser	45	Jaylon Ferguson	40	Malik Harrison
CB	23	Anthony Averett	22	Jimmy Smith*	30	Chris Westry*
SS	36	Chuck Clark	41	Anthony Levine Sr.		
FS	<u>21</u>	<u>Brandon Stephens</u>	26	Geno Stone		
CB	44	Marlon Humphrey	25	Tavon Young		

SPECIAL TEAMS

P	4	Sam Koch				
K	9	Justin Tucker				
H	4	Sam Koch				
LS	46	Nick Moore				
KOR	13	Devin Duvernay	11	James Proche II	34	Ty'Son Williams
PR	13	Devin Duvernay	11	James Proche II	<u>12</u>	<u>Rashod Bateman</u>

All Rookies Underlined *Missed Last Game w/ Injury

PRONUNCIATIONS

PLAYERS: Otaro Alaka (oh-TARE-oh); Anthony Averett (AVE-rett); Calais Campbell (cuh-LAY-us); Khalil Dorsey (kuh-LIL); Devin Duvernay (DOO-ver-nay); Sam Koch (Cook); Anthony Levine Sr. (luh-VEEN); Justin Madubuike (mad-uh-BEE-kay); Patrick Mekari (muh-CARE-ee); Cedric Ogbuehi (oh-BWAY-hee); Odafe Oweh (uh-DAH-fay, O-way); Tony Poljan (POLE-jan); James Proche (pro-SHAY); Kevon Seymour (KEE-von); Chris Streveler (STREV-uh-ler); Tylan Wallace (TIE-luhn); Ar'Darius Washington (ar-DARE-ee-us); Ty'Son Williams (tie-SAHN); Tavon Young (TAY-von) **COACHES:** Richard Angulo (an-GOO-low); Joe D'Alessandris (dell-ah-SAN-dress); D'Anton Lynn (DANT-in); Craig Ver Steeg (ver-STEGG); T.J. Weist (WEEST)

COACHING STAFF

John Harbaugh - Head Coach	Tee Martin - Wide Receivers Coach
Chris Horton - Special Teams Coordinator	Jay Peterson - Asst. Linebackers / Quality Control
Don Martindale - Defensive Coordinator	Rob Ryan - Inside Linebackers Coach
Greg Roman - Offensive Coordinator	Steve Saunders - Head Strength & Conditioning Coach
Richard Angulo - Asst. Offensive Line Coach	Travis Switzer - Offensive Quality Control
Jason Brooks - Asst. Defensive Line / Quality Control	James Urban - Quarterbacks Coach
Randy Brown - Special Teams Coach	Craig Ver Steeg - Running Backs Coach
Joe D'Alessandris - Offensive Line Coach	Anthony Weaver - Run Game Coordinator / Defensive Line Coach
Bobby Engram - Tight Ends Coach	T.J. Weist - Special Teams Coach
Chris Hewitt - Pass Game Coordinator / Secondary	Drew Wilkins - Outside Linebackers Coach
D'Anton Lynn - Defensive Backs Coach	Keith Williams - Pass Game Specialist

HOW THE RAVENS ARE BUILT

YEAR	DRAFTEES (35)	FREE AGENTS (27)	TRADES (3)	UDFA (17)
2006	P Sam Koch (6a)			
2011	CB Jimmy Smith (1)			
2012		DB/LB Anthony Levine Sr. (FA '12)		K Justin Tucker (FA '12)
2013	DT Brandon Williams (3)			
2015	TE Nick Boyle (5a)			
2016	T Ronnie Stanley (1) * CB Tavon Young (4a)			
2017	CB Marlon Humphrey (1) OLB Tyus Bowser (2) S Chuck Clark (6)			FB/DL Patrick Ricard (FA '17)
2018	QB Lamar Jackson (1b) TE Mark Andrews (3b) CB Anthony Averett (4a) S DeShon Elliott (6a) * C/G Bradley Bozeman (6c)			ILB Chris Board (FA '18) RB Gus Edwards (FA '18) *
2019	WR Marquise Brown (1) OLB Jaylon Ferguson (3a) WR Miles Boykin (3b) RB Justice Hill (4a) * G Ben Powers (4b) CB Iman Marshall (4c) *	DT Justin Ellis (FA '19) OLB Pernell McPhee (Was. '19) * S Jordan Richards (FA '19) ^	CB Marcus Peters (TR LAR '19) *	ILB Otaru Alaka (FA '19) * OL Patrick Mekari (FA '19)
2020	ILB Patrick Queen (1) RB J.K. Dobbins (2) * DT Justin Madubuike (3a) WR Devin Duvernay (3b) ILB Malik Harrison (3c) G/T Tyre Phillips (3d) DT Broderick Washington (5) WR James Proche II (6) S Geno Stone (7)	LS Nick Moore (FA '20) TE Eric Tomlinson (FA '20) DE Derek Wolfe (UFA Den. '20) *	DE Calais Campbell (TR Jax. '20)	C/G Trystan Colon (FA '20) DT Aaron Crawford (FA '20) * CB Khalil Dorsey (FA '20) * QB Tyler Huntley (FA '20) WR Jaylon Moore (FA '20) ^ LB Kristian Welch (FA '20) RB Ty'Son Williams (FA '20)
2021	WR Rashod Bateman (1a) OLB Odafe Oweh (1b) G Ben Cleveland (3a) DB Brandon Stephens (3b) WR Tylan Wallace (4) OLB Daelin Hayes (5b) *	ILB Josh Bynes (FA '21) ILB L.J. Fort (FA '19) * RB Devonta Freeman (FA '21) OLB Justin Houston (FA '21) T Ja'Wuan James (FA '21) δ T Jaryd Jones-Smith (FA '21) ^ RB Nate McCrary (FA '21) ^ G/DT Kahlil McKenzie (FA '21) ^ RB Latavius Murray (FA '21) T Cedric Ogbuehi (FA '21) C Adam Redmond (FA '21) ^ DB Kevon Seymour (FA '21) v T David Sharpe (FA '21) ^ QB Chris Streveler (FA '21) ^ LB Joe Thomas (FA '21) ^ T Alejandro Villanueva (FA '21) WR Sammy Watkins (UFA KC '21) CB Chris Westry (FA '21) DB Mazzi Wilkins (FA '21) ^ G Kevin Zeitler (FA '21)	TE Josh Oliver (TR Jax. '21)	DT Xavier Kelly (FA '21) * TE Tony Poljan (FA '21) ^ K Jake Verity (FA '21) ^ S Ar'Darius Washington (FA '21) *

Key: *Injured Reserve, ^Practice Squad, RFA = Rookie Free Agent, RSFA = Restricted Free Agent, TR = Trade, UFA = Unrestricted Free Agent, δ = Reserve/NFI, v = Reserve/COVID-19

GAME-BY-GAME STARTERS

OFFENSE												
DATE	OPPONENT	WR	LT	LG	C	RG	RT	TE	QB	FB	RB	WR
9/13	at Las Vegas	Sammy Watkins/ Marquise Brown	Ronnie Stanley	Tyre Phillips	Bradley Bozeman	Kevin Zeitler	Alejandro Villanueva	Mark Andrews	Lamar Jackson	--	Ty'Son Williams	Devin Duvernay
9/19	Kansas City	Sammy Watkins/ Marquise Brown	Alejandro Villanueva	Ben Powers	Bradley Bozeman	Kevin Zeitler	Patrick Mekari	--	Lamar Jackson	Patrick Ricard	Ty'Son Williams	Devin Duvernay
9/26	at Detroit	Sammy Watkins	Alejandro Villanueva	Ben Powers	Bradley Bozeman	Kevin Zeitler	Patrick Mekari	Mark Andrews	Lamar Jackson	Patrick Ricard	Ty'Son Williams	Marquise Brown
10/3	at Denver	Sammy Watkins	Alejandro Villanueva	Ben Powers	Bradley Bozeman	Kevin Zeitler	Patrick Mekari	Mark Andrews	Lamar Jackson	Patrick Ricard	Latavius Murray	Marquise Brown
10/11	Indianapolis	Sammy Watkins/ Marquise Brown	Alejandro Villanueva	Ben Powers	Bradley Bozeman	Kevin Zeitler	Patrick Mekari	Mark Andrews	Lamar Jackson	--	Latavius Murray	Devin Duvernay
10/17	L.A. Chargers	Marquise Brown	Alejandro Villanueva	Ben Powers	Bradley Bozeman	Kevin Zeitler	Patrick Mekari	Eric Tomlinson	Lamar Jackson	Patrick Ricard	Latavius Murray	Devin Duvernay
10/24	Cincinnati	Marquise Brown	Alejandro Villanueva	Ben Powers	Bradley Bozeman	Kevin Zeitler	Patrick Mekari	Mark Andrews/ Eric Tomlinson	Lamar Jackson	Patrick Ricard	Devonta Freeman	--
11/7	Minnesota	Marquise Brown	Alejandro Villanueva	Ben Powers	Bradley Bozeman	Kevin Zeitler	Tyre Phillips	Eric Tomlinson	Lamar Jackson	Patrick Ricard	Devonta Freeman	<u>Rashod Bateman</u>
11/11	at Miami	Marquise Brown	Alejandro Villanueva	Ben Powers	Bradley Bozeman	Kevin Zeitler	Tyre Phillips	Eric Tomlinson	Lamar Jackson	Patrick Ricard	Devonta Freeman	Sammy Watkins
11/21	at Chicago	Sammy Watkins	Alejandro Villanueva	Ben Powers	Bradley Bozeman	Kevin Zeitler	Patrick Mekari	Nick Boyle	Tyler Huntley	Patrick Ricard	Devonta Freeman	Devin Duvernay
11/28	Cleveland	Marquise Brown/ <u>Rashod Bateman</u>	Alejandro Villanueva	Ben Powers	Bradley Bozeman	Kevin Zeitler	Patrick Mekari	--	Lamar Jackson	Patrick Ricard	Latavius Murray	Devin Duvernay
12/5	at Pittsburgh	--	--	--	--	--	--	--	--	--	--	--
12/12	at Cleveland	--	--	--	--	--	--	--	--	--	--	--
12/19	Green Bay	--	--	--	--	--	--	--	--	--	--	--
12/26	at Cincinnati	--	--	--	--	--	--	--	--	--	--	--
1/2	L.A. Rams	--	--	--	--	--	--	--	--	--	--	--
1/9	Pittsburgh	--	--	--	--	--	--	--	--	--	--	--

DEFENSE													
DATE	OPPONENT	DT	NT	DE	RUSH	MLB	WLB	SAM	SS	FS	CB	CB	DB
9/13	at Las Vegas	Justin Madubiuke	Brandon Williams	Calais Campbell	Justin Houston	Patrick Queen	Malik Harrison	Tyus Bowser	Chuck Clark	DeShon Elliott	Marlon Humphrey	Anthony Averett	--
9/19	Kansas City	--	Brandon Williams	Calais Campbell	Justin Houston	Patrick Queen	Malik Harrison	Tyus Bowser	Chuck Clark	DeShon Elliott	Marlon Humphrey	Anthony Averett	Tavon Young
9/26	at Detroit	<u>Broderick Washington</u>	Justin Ellis	Calais Campbell	<u>Odafe Oweh</u>	Patrick Queen	Malik Harrison	Tyus Bowser	Chuck Clark	DeShon Elliott	Marlon Humphrey	Anthony Averett	--
10/3	at Denver	Justin Madubiuke	Brandon Williams	Calais Campbell	Justin Houston	Patrick Queen	Malik Harrison	Tyus Bowser	Chuck Clark	<u>Brandon Stephens</u>	Marlon Humphrey	Anthony Averett	--
10/11	Indianapolis	Justin Madubiuke	Brandon Williams	Calais Campbell	Justin Houston	Patrick Queen	Malik Harrison	Tyus Bowser	Chuck Clark	<u>Brandon Stephens</u>	Marlon Humphrey	Anthony Averett	--
10/17	L.A. Chargers	Justin Madubiuke	Brandon Williams	Calais Campbell	Justin Houston	Josh Bynes	Patrick Queen	Tyus Bowser	Chuck Clark	DeShon Elliott	Marlon Humphrey	Anthony Averett	--
10/24	Cincinnati	--	Brandon Williams	Calais Campbell	Justin Houston	Josh Bynes	Patrick Queen	Tyus Bowser	Chuck Clark	DeShon Elliott	Marlon Humphrey	Anthony Averett	Tavon Young
11/7	Minnesota	Justin Madubiuke	Justin Ellis	Calais Campbell	Justin Houston	Josh Bynes	Patrick Queen	Tyus Bowser	Chuck Clark	DeShon Elliott	Marlon Humphrey	Anthony Averett	--
11/11	at Miami	--	Justin Ellis	Calais Campbell	Justin Houston	Josh Bynes	Patrick Queen	Tyus Bowser	Chuck Clark	<u>Brandon Stephens</u>	Marlon Humphrey	Anthony Averett	Tavon Young
11/21	at Chicago	Justin Madubiuke	Justin Ellis	Calais Campbell	Justin Houston	Josh Bynes	Patrick Queen	Tyus Bowser	Chuck Clark	<u>Brandon Stephens</u>	Marlon Humphrey	Chris Westry	--
11/28	Cleveland	Justin Ellis	Brandon Williams	Justin Madubiuke	Justin Houston	Josh Bynes	Patrick Queen	Tyus Bowser	Chuck Clark	<u>Brandon Stephens</u>	Marlon Humphrey	Anthony Averett	--
12/5	at Pittsburgh	--	--	--	--	--	--	--	--	--	--	--	--
12/12	at Cleveland	--	--	--	--	--	--	--	--	--	--	--	--
12/19	Green Bay	--	--	--	--	--	--	--	--	--	--	--	--
12/26	at Cincinnati	--	--	--	--	--	--	--	--	--	--	--	--
1/2	L.A. Rams	--	--	--	--	--	--	--	--	--	--	--	--
1/9	Pittsburgh	--	--	--	--	--	--	--	--	--	--	--	--

Rookies underlined.

2021 TRANSACTIONS

DATE	POS.	PLAYER	TRANSACTION
1/1	CB	Terrell Bonds	Waived
1/2	DB	Nate Brooks	Activated from practice squad
1/2	QB	Tyler Huntley	Activated from practice squad
1/4	CB	Terrell Bonds	Signed to practice squad
1/4	DB	Nate Brooks	Terminated from practice squad
1/5	LB	James Crawford	Terminated from practice squad
1/5	TE	Sean Culkin	Restored to practice squad from Practice Squad Injured Reserve
1/9	G	Ben Bredeson	Placed on Injured Reserve
1/9	QB	Tyler Huntley	Activated from practice squad
1/9	P	Sam Koch	Activated off Reserve/COVID-19
1/9	G/T	R.J. Prince	Activated from practice squad
1/12	G	Parker Ehinger	Placed on Practice Squad Injured Reserve
1/12	CB	Davontae Harris	Placed on Injured Reserve/Designated for Return
1/12	DT	Braxton Hoyett	Terminated from practice squad
1/12	C	Greg Mancz	Signed to practice squad
1/12	T	Jordan Mills	Signed to practice squad
1/15	DB	Pierre Desir	Activated from practice squad
1/15	QB	Tyler Huntley	Activated from practice squad
1/18	OLB	Aaron Adeoye	Signed to Reserve/Future contract
1/18	DT	Aaron Crawford	Signed to Reserve/Future contract
1/18	QB	Robert Griffin III	Waived
1/18	CB	Davontae Harris	Waived
1/18	CB	Davontae Harris	Waived
1/18	DT	Braxton Hoyett	Signed to Reserve/Future contract
1/18	QB	Tyler Huntley	Signed to Reserve/Future contract
1/18	WR	Jaylon Moore	Signed to Reserve/Future contract
1/18	LS	Nick Moore	Signed to Reserve/Future contract
1/18	DE	Chauncey Rivers	Signed to Reserve/Future contract
1/18	WR/RS	De'Anthony Thomas	Waived
1/18	WR	Binjimen Victor	Signed to Reserve/Future contract
1/18	S	Nigel Warrior	Signed to Reserve/Future contract
1/18	DB	Chris Westry	Signed to Reserve/Future contract
1/18	CB	Tramon Williams	Waived
1/18	RB	Ty'Son Williams	Signed to Reserve/Future contract
1/18	TE	Eli Wolf	Signed to Reserve/Future contract
1/19	RB	Mark Ingram II	Waived
1/29	CB	Khalil Dorsey	Re-signed to Reserve/Future contract
1/29	C	Greg Mancz	Re-signed to Reserve/Future contract
2/8	CB	Davontae Harris	Signed to Reserve/Future contract
2/10	TE	Eric Tomlinson	Signed to Reserve/Future contract
3/16	ILB	Chris Board	Signed to a one-year contract extension
3/16	OLB	Pernell McPhee	Signed to a one-year contract extension
3/17	LS	Brian Khoury	Signed
3/17	DE	Derek Wolfe	Signed to a three-year contract extension
3/18	TE	Josh Oliver	Acquired from the Jacksonville Jaguars in exchange for a 2022 undisclosed draft choice
3/18	G	Kevin Zeitler	Signed
3/19	OLB	Tyus Bowser	Signed to a four-year contract extension
3/23	S	Geno Stone	Signed
4/1	ILB	L.J. Fort	Signed to a one-year contract extension
4/2	WR	Sammy Watkins	Signed
4/9	DB/LB	Anthony Levine Sr.	Signed to a one-year contract extension
4/17	C/G	Trystan Colon	Re-signed exclusive rights free agent
4/17	LB	Kristian Welch	Re-signed exclusive rights free agent
4/23	T	Orlando Brown Jr.	Traded to the Kansas City Chiefs
5/4	T	Alejandro Villanueva	Signed
5/12	WR	Rashod Bateman	Signed 2021 draft choice
5/12	OLB	Daelin Hayes	Signed 2021 draft choice
5/12	TE	Ben Mason	Signed 2021 draft choice
5/12	DB	Shaun Wade	Signed 2021 draft choice
5/13	T	Adrian Ealy	Signed undrafted rookie free agent
5/13	DT	Xavier Kelly	Signed 2021 draft choice
5/13	RB	Nate McCrary	Signed undrafted rookie free agent
5/13	TE	Tony Poljan	Signed undrafted rookie free agent
5/13	T	Foster Sarell	Signed undrafted rookie free agent
5/13	WR	Donte Sylencieux	Signed undrafted rookie free agent
5/13	LB	Barrington Wade	Signed undrafted rookie free agent
5/13	DB	Ar'Darius Washington	Signed undrafted rookie free agent
5/18	LS	Brian Khoury	Waived
5/18	K	Jake Verity	Signed undrafted rookie free agent
6/1	DT	Xavier Kelly	Waived (injured), who reverted to Injured Reserve
6/1	DT	Jovan Swann	Signed undrafted rookie free agent
6/1	WR	Donte Sylencieux	Waived (injured), who reverted to Injured Reserve
6/2	DT	Braxton Hoyett	Waived

6/3	WR	Devin Gray	Signed
6/4	QB	Kenji Bahar	Waived
6/8	RB	Gus Edwards	Re-signed restricted free agent to a two-year extension (through 2023)
6/8	G	Michael Schofield	Signed
6/10	T	Ja'Wuan James	Signed
6/11	OLB	Odafe Oweh	Signed 2021 draft choice
6/19	WR	Donte Sylencieux	Waived (injury settlement)
7/20	G	Ben Cleveland	Signed 2021 draft choice
7/21	CB	Brandon Stephens	Signed 2021 draft choice
7/27	OLB	Chris Smith	Signed
7/28	QB	Kenji Bahar	Signed
7/28	RB	Gus Edwards	Placed on Reserve/COVID-19
7/28	QB	Lamar Jackson	Placed on Reserve/COVID-19
8/2	OLB	Justin Houston	Signed
8/3	WR	Michael Dereus	Signed
8/3	OLB	Chauncey Rivers	Waived
8/6	QB	Kenji Bahar	Waived
8/6	RB	Gus Edwards	Activated off Reserve/COVID-19
8/6	QB	Lamar Jackson	Activated off Reserve/COVID-19
8/6	ILB	Barrington Wade	Waived
8/9	TE	Jake BreeLand	Waived
8/9	WR	Siaosi Mariner	Signed
8/16	OLB	Aaron Adeoye	Waived
8/16	QB	Kenji Bahar	Signed
8/16	CB	Khalil Dorsey	Placed on Injured Reserve
8/16	CB	Davontae Harris	Waived
8/16	CB	Iman Marshall	Placed on Injured Reserve
8/16	TE	Eli Wolf	Waived
8/17	P	Johnny Townsend	Waived
8/23	WR	Michael Dereus	Waived
8/23	ILB	L.J. Fort	Placed on Injured Reserve
8/23	S	Jordan Richards	Terminated the contract of vested veteran
8/23	T	Andre Smith	Terminated the contract of vested veteran
8/24	QB	Kenji Bahar	Waived
8/26	CB	Shaun Wade	Traded to the New England Patriots in exchange for undisclosed draft picks
8/28	C	Greg Mancz	Traded to the Miami Dolphins in exchange for an undisclosed draft pick
8/30	RB	J.K. Dobbins	Placed on Injured Reserve
8/30	WR	Devin Gray	Waived
8/30	WR	Siaosi Mariner	Waived
8/30	G	Michael Schofield	Terminated the contract of vested veteran
8/31	ILB	Otaro Alaka	Waived (injured), who reverted to Injured Reserve on Sept. 1
8/31	G	Ben Bredeson	Traded to the New York Giants in exchange for an undisclosed draft pick
8/31	WR	Deon Cain	Waived (injured), who reverted to Injured Reserve on Sept. 1
8/31	DT	Aaron Crawford	Waived (injured), who reverted to Injured Reserve on Sept. 1
8/31	T	Adrian Ealy	Waived
8/31	DT	Justin Ellis	Terminated the contract of vested veteran
8/31	T	Ja'Wuan James	Placed on the Reserve/Non-Football Injury (NFI) list
8/31	DB/LB	Anthony Levine Sr.	Terminated the contract of vested veteran
8/31	FB/TE	Ben Mason	Waived
8/31	RB	Nate McCrary	Waived
8/31	OLB	Pernell McPhee	Terminated the contract of vested veteran
8/31	QB	Trace McSorley	Waived
8/31	WR	Jaylon Moore	Waived
8/31	TE	Tony Poljan	Waived
8/31	T	Foster Sarell	Waived
8/31	OLB	Chris Smith	Terminated the contract of vested veteran
8/31	DT	Jovan Swann	Waived
8/31	TE	Eric Tomlinson	Terminated the contract of vested veteran
8/31	K	Jake Verity	Waived
8/31	WR	Binjimen Victor	Waived
8/31	DB	Nigel Warrior	Waived
9/1	WR	Rashod Bateman	Placed on Injured Reserve
9/1	WR	Miles Boykin	Placed on Injured Reserve
9/1	T	Adrian Ealy	Signed to practice squad
9/1	DT	Justin Ellis	Signed to practice squad
9/1	WR	Devin Gray	Signed to practice squad
9/1	DB/LB	Anthony Levine Sr.	Signed to practice squad
9/1	QB	Trace McSorley	Signed to practice squad
9/1	WR	Jaylon Moore	Signed to practice squad
9/1	TE	Tony Poljan	Signed to practice squad

2021 TRANSACTIONS

9/1	S	Jordan Richards	Signed to practice squad
9/1	T	Andre Smith	Signed to practice squad
9/1	OLB	Chris Smith	Signed to practice squad
9/1	T	Eric Tomlinson	Re-signed free agent
9/1	P	Johnny Townsend	Signed to practice squad (exception)
9/1	K	Jake Verity	Signed to practice squad
9/1	WR	Binjimen Victor	Signed to practice squad
9/1	LB	Blake Gallagher	Signed to practice squad
9/2	OLB	Pernell McPhee	Re-signed free agent
9/3	WR	Deon Cain	Waived (injury settlement)
9/6	ILB	Josh Bynes	Signed to practice squad
9/7	RB	Le'Veon Bell	Signed to practice squad
9/7	RB	Trenton Cannon	Signed free agent
9/7	RB	Justice Hill	Waived (injured)
9/7	DT	Kahlil McKenzie	Signed to practice squad
9/7	S	Jordan Richards	Terminated from practice squad
9/8	RB	Justice Hill	Placed on Injured Reserve
9/10	TE	Nick Boyle	Placed on Injured Reserve
9/10	RB	Gus Edwards	Placed on Injured Reserve
9/10	RB	Devonta Freeman	Signed to practice squad
9/10	RB	Latavius Murray	Signed free agent
9/10	CB	Marcus Peters	Placed on Injured Reserve
9/10	T	Andre Smith	Terminated from practice squad
9/13	DT	Justin Ellis	Activated from practice squad (standard elevation)
9/13	DB/LB	Anthony Levine Sr.	Activated from practice squad (standard elevation)
9/14	RB	Trenton Cannon	Waived
9/14	G/T	Tyre Phillips	Placed on Injured Reserve
9/15	DT	Justin Ellis	Signed from the practice squad to the active roster
9/15	DB/LB	Anthony Levine Sr.	Signed from the practice squad to the active roster
9/15	DB	Kevon Seymour	Signed to practice squad
9/15	T	Andre Smith	Re-signed to the practice squad
9/16	RB	Devonta Freeman	Signed from the practice squad to the active roster
9/16	T	Foster Sarell	Re-signed to practice squad
9/17	CB	Chris Westry	Placed on Injured Reserve
9/19	DB	Kevon Seymour	Activated from practice squad (standard elevation)
9/19	T	Andre Smith	Activated from practice squad (standard elevation)
9/21	T	Jaryd Jones-Smith	Signed to practice squad
9/21	T	Foster Sarell	Terminated from practice squad
9/21	T	David Sharpe	Signed to practice squad
9/21	DB	Linden Stephens	Signed to practice squad
9/21	P	Johnny Townsend	Terminated from practice squad
9/21	LB	Blake Gallagher	Terminated from practice squad
9/24	OLB	Jaylon Ferguson	Placed on Reserve/COVID-19
9/24	OLB	Justin Houston	Placed on Reserve/COVID-19
9/24	DT	Justin Madubuike	Placed on Reserve/COVID-19
9/24	DT	Brandon Williams	Placed on Reserve/COVID-19
9/25	ILB	Josh Bynes	Activated from practice squad (standard elevation)
9/25	DT	Kahlil McKenzie	Activated from practice squad (standard elevation)
9/25	DB	Kevon Seymour	Activated from practice squad (standard elevation)
9/25	T	Andre Smith	Activated from practice squad (standard elevation)
9/27	WR	Devin Gray	Terminated from practice squad
9/27	OLB	Daelin Hayes	Placed on Injured Reserve
9/27	RB	Nate McCrary	Signed to practice squad
9/28	ILB	Josh Bynes	Signed from the practice squad to the active roster
9/28	S	Jordan Richards	Signed to practice squad
9/28	DT	Brandon Williams	Activated off Reserve/COVID-19
9/29	WR	Rashod Bateman	Designated for return to practice from Injured Reserve
9/29	WR	Miles Boykin	Designated for return to practice from Injured Reserve
9/29	OLB	Justin Houston	Activated off Reserve/COVID-19
9/29	DT	Justin Madubuike	Activated off Reserve/COVID-19
10/2	RB	Le'Veon Bell	Activated from practice squad (standard elevation)
10/2	DB	Kevon Seymour	Activated from practice squad (standard elevation)
10/2	T	Andre Smith	Activated from practice squad (COVID-19 replacement)
10/2	DE	Derek Wolfe	Placed on Injured Reserve
10/4	DB	Linden Stephens	Terminated from practice squad
10/4	DB	Mazzi Wilkins	Signed to practice squad

10/9	G/T	Tyre Phillips	Designated for return to practice from Injured Reserve
10/11	WR	Miles Boykin	Activated from Injured Reserve/Designated for Return
10/11	DB	Jordan Richards	Activated from practice squad (standard elevation)
10/11	T	Andre Smith	Activated from practice squad (standard elevation)
10/12	G	Ben Cleveland	Placed on Injured Reserve
10/13	OLB	Jaylon Ferguson	Activated off Reserve/COVID-19 (with roster exemption)
10/16	WR	Rashod Bateman	Activated from Injured Reserve/Designated for Return
10/16	RB	Le'Veon Bell	Activated from practice squad (standard elevation)
10/16	G/T	Tyre Phillips	Activated from Injured Reserve/Designated for Return
10/16	T	Andre Smith	Activated from practice squad (standard elevation)
10/18	T	Brandon Knight	Acquired off waivers (Dal.)
10/19	G	James Carpenter	Signed to practice squad
10/19	OLB	Chris Smith	Terminated from practice squad
10/19	T	Ronnie Stanley	Placed on Injured Reserve
10/19	LB	Joe Thomas	Signed to practice squad
10/20	TE	Nick Boyle	Designated for return to practice from Injured Reserve
10/20	TE	Nick Boyle	Designated for return to practice from Injured Reserve
10/20	C	Adam Redmond	Signed to practice squad
10/23	T	David Sharpe	Activated from practice squad (standard elevation)
10/26	DE	Derek Wolfe	Designated for return to practice from Injured Reserve
10/27	T	Cedric Ogbuehi	Signed to practice squad
10/27	S	Jordan Richards	Terminated from practice squad
11/1	ILB	Malik Harrison	Placed on the Reserve/Non-Football Injury (NFI) list
11/1	T	Andre Smith	Placed on Practice Squad Injured Reserve
11/1	TE	Eric Tomlinson	Re-signed to practice squad
11/1	TE	Eric Tomlinson	Terminated the contract of vested veteran
11/2	T	Andre Smith	Waived (injury settlement)
11/2	CB	Chris Westry	Designated for return to practice from Injured Reserve
11/6	G/DT	Kahlil McKenzie	Activated from practice squad (standard elevation)
11/6	T	Cedric Ogbuehi	Signed from the practice squad to the active roster
11/6	TE	Eric Tomlinson	Activated from practice squad (standard elevation)
11/8	TE	Nick Boyle	Activated from Injured Reserve/Designated for Return
11/8	G	Ben Cleveland	Designated for return to practice from Injured Reserve
11/8	S	DeShon Elliott	Placed on Injured Reserve
11/11	G	James Carpenter	Activated from practice squad (standard elevation)
11/11	G/DT	Kahlil McKenzie	Activated from practice squad (standard elevation)
11/11	T	Eric Tomlinson	Re-signed from the practice squad to the active roster
11/11	CB	Chris Westry	Activated from Injured Reserve/Designated for Return
11/16	RB	Le'Veon Bell	Waived
11/16	T	Jaryd Jones-Smith	Terminated from practice squad
11/17	NT	Isaiah Mack	Signed to practice squad
11/20	G	James Carpenter	Terminated from practice squad
11/20	G/DT	Kahlil McKenzie	Signed from the practice squad to the active roster
11/20	OLB	Pernell McPhee	Placed on Injured Reserve
11/20	QB	Trace McSorley	Activated from practice squad (standard elevation)
11/20	LB	Joe Thomas	Activated from practice squad (standard elevation)
11/20	G	Ben Cleveland	Activated from Injured Reserve/Designated for Return
11/22	ILB	Malik Harrison	Designated for return to practice from Reserve/Non-Football Injury
11/22	G/DT	Kahlil McKenzie	Waived
11/23	QB	Kenji Bahar	Re-signed to practice squad
11/23	T	Adrian Ealy	Terminated from practice squad
11/23	T	Jaryd Jones-Smith	Re-signed to practice squad
11/23	G/DT	Kahlil McKenzie	Re-signed to practice squad
11/23	CB	Kevin Toliver II	Signed to practice squad
11/27	ILB	Malik Harrison	Activated from Injured Reserve/Designated for Return
11/27	NT	Isaiah Mack	Activated from practice squad (standard elevation)
11/27	DB	Kevon Seymour	Signed from the practice squad to the active roster
11/27	S	Ar'Darius Washington	Placed on Injured Reserve
11/29	QB	Kenji Bahar	Terminated from practice squad
11/29	DB	Kevon Seymour	Placed on Reserve/COVID-19
11/29	QB	Chris Streveler	Signed to practice squad

STATISTICS

WON 8, LOST 3

HEAD COACH: JOHN HARBAUGH

Date	Result	Score	Location	Points
09/13	L	27-33 (OT)	at Las Vegas	61,756
09/19	W	36-35	Kansas City	70,417
09/26	W	19-17	at Detroit	50,788
10/03	W	23-7	at Denver	76,490
10/11	W	31-25 (OT)	Indianapolis	70,510
10/17	W	34-6	L.A. Chargers	70,704
10/24	L	17-41	Cincinnati	70,659
11/07	W	34-31 (OT)	Minnesota	70,599
11/11	L	10-22	at Miami	65,948
11/21	W	16-13	at Chicago	60,679
11/28	W	16-10	Cleveland	70,355

TEAM STATISTICS

	BAL	OPP.
FIRST DOWNS	267	205
Rushing	111	51
Passing	137	137
Penalty	19	17
Third Down-Made/Att	53/145	40/131
Third Down Efficiency	36.6%	30.5%
Fourth Down-Made/Att	9/13	7/14
Fourth Down Efficiency	69.2%	50.0%
TOTAL NET YARDS	4,329	3,959
Avg. Per Game	393.5	359.9
Total Plays	783	655
Avg. Per Play	5.5	6.0
NET YARDS RUSHING	1,658	926
Avg. Per Game	150.7	84.2
Total Rushes	359	228
Avg. Per Rush	4.6	4.1
NET YARDS PASSING	2,671	3,033
Avg. Per Game	242.8	275.7
Sacked/Yards Lost	36/199	25/181
Gross Yards	2,870	3,214
Attempts/Completions	388/250	402/238
Pct. of Completion	64.4%	59.2%
Had Intercepted	13	5
PUNTS/AVERAGE	48/44.5	60/47.3
Net Punting Average	40.4	39.9
PUNT RETURN/AVG.	23/15.1	17/6.9
KICKOFF RETURN/AVG.	13/24.7	21/20.5
INTERCEPTION RETURN/AVG.	5/0.0	13/8.3
PENALTIES/YARDS	63/556	66/560
FUMBLES/BALL LOST	13/4	10/5
TOUCHDOWNS	28	30
Rushing	12	10
Passing	15	17
Returns	1	3
EXTRA POINTS/ATTEMPTS	22/22	24/26
TWO POINT CONVERSION/ATT.	2/5	0/3
FIELD GOALS/ATTEMPTS	23/25	12/16
AVG. TIME OF POSSESSION	34:03	25:57

* SCORE BY PERIODS

	Q1	Q2	Q3	Q4	OT	PTS
TEAM	30	83	53	88	9	263
OPPONENTS	31	62	68	73	6	240

SCORING

	TD	RU	PA	RT	K-PAT	FG	2PT	S	PTS
J. Tucker	0	0	0	0	22/22	23/25	0	0	91
M. Brown	6	0	6	0	0/0	0/0	0	0	36
M. Andrews	5	0	5	0	0/0	0/0	2	0	34
D. Freeman	4	3	1	0	0/0	0/0	0	0	24
L. Murray	4	4	0	0	0/0	0/0	0	0	24
D. Duvernay	3	0	2	1	0/0	0/0	0	0	18
L. Bell	2	2	0	0	0/0	0/0	0	0	12
L. Jackson	2	2	0	0	0/0	0/0	0	0	12
P. Ricard	1	0	1	0	0/0	0/0	0	0	6
T. Williams	1	1	0	0	0/0	0/0	0	0	6
TEAM	28	12	15	1	22/22	23/25	2	0	263
OPPONENTS	30	10	17	3	24/26	12/16	0	0	240

* RUSHING	NO.	YDS	AVG	LONG	TD
L. Jackson	123	707	5.7	31	2
D. Freeman	75	324	4.3	31	3
L. Murray	77	258	3.4	14t	4
T. Williams	34	181	5.3	35t	1
L. Bell	31	83	2.7	12	2
T. Huntley	10	50	5.0	19	0
D. Duvernay	4	41	10.3	19	0
M. Brown	1	5	5.0	5	0
T. Cannon	2	5	2.5	3	0
P. Ricard	2	4	2.0	2	0
TEAM	359	1,658	4.6	35t	12
OPPONENTS	228	926	4.1	66	10

* RECEIVING	TAR	NO.	YDS	AVG	LONG	TD
M. Andrews	89	60	761	12.7	41	5
M. Brown	92	60	770	12.8	49t	6
R. Bateman	38	25	301	12.0	35	0
D. Duvernay	33	24	205	8.5	21	2
S. Watkins	40	23	355	15.4	49	0
D. Freeman	23	18	125	6.9	15	1
T. Williams	12	9	84	9.3	21	0
J. Proche II	11	8	118	14.8	32	0
J. Oliver	13	7	59	8.4	19	0
P. Ricard	12	7	54	7.7	22	1
L. Murray	7	6	26	4.3	8	0
L. Bell	3	1	-1	-1.0	0	0
M. Boykin	1	1	6	6.0	6	0
E. Tomlinson	1	1	7	7.0	7	0
N. Boyle	1	0	0	0.0	0	0
T. Wallace	1	0	0	0.0	0	0
TEAM	377	250	2,870	11.5	49t	15
OPPONENTS	385	238	3,214	13.5	82t	17

* INTERCEPTIONS	NO.	YDS	AVG	LONG	TD
A. Averett	2	0	0.0	0	0
D. Elliott	1	0	0.0	0	0
T. Young	1	0	0.0	0	0
M. Humphrey	1	0	0.0	0	0
TEAM	5	0	0.0	0	0
OPPONENTS	13	108	8.3	34t	1

* OFFENSIVE FUMBLES	FUM	LST	REC	TD
L. Jackson	5	3	2	0
S. Watkins	1	1	0	0
T. Williams	1	0	0	0
D. Duvernay	1	0	2	1
R. Bateman	0	0	1	0
M. Andrews	1	0	1	0
M. Brown	2	0	0	0
T. Huntley	1	0	0	0
J. Oliver	1	0	1	0
TEAM	13	4	7	1
OPPONENTS	11	6	1	0

* PUNTING	NO.	YDS	AVG	NET	TB	IN	LG	B
S. Koch	48	2,136	44.5	40.4	4	18	57	0
TEAM	48	2,136	44.5	40.4	4	18	57	0
OPPONENTS	60	2,839	47.3	39.9	5	19	69	0

* PUNT RETURNS	RET	FC	YDS	AVG	LONG	TD
D. Duvernay	23	15	348	15.1	42	0
TEAM	23	15	348	15.1	42	0
OPPONENTS	17	11	117	6.9	13	0

* KICKOFF RETURNS	NO.	YDS	AVG	LONG	TD
D. Duvernay	13	321	24.7	47	0
TEAM	13	321	24.7	47	0
OPPONENTS	21	433	20.6	98t	1

* FIELD GOALS	1-19	20-29	30-39	40-49	50+
J. Tucker	0/0	4/4	6/6	9/11	4/4
TEAM	0/0	4/4	6/6	9/11	4/4
OPPONENTS	0/0	2/2	6/7	2/5	2/2

J. Tucker: (40G, 47G) (43G) (49WR, 39G, 50G, 32G, 66G) (40G, 46G, 20G) (23G) (52G, 39G) (45G) (37G, 36G) (46G, 48WR) (35G, 27G, 46G) (52G, 25G, 49G)
 OPP: (34G, 55G) (35G) (37G, 43G, 37B, 47WL) (52G, 30G) (36G) (31G, 22G, 29G) (40WL) (46WL, 46G)

2-Pt Conv: M. Andrews 2, L. Jackson 0, TM 2-5, OPP 0-3

SACKS: T. Bowser 5.5, O. Oweh 5.0, J. Houston 4.0, T. Young 2.0, P. Queen 2.0, D. Elliott 1.0, C. Clark 1.0, J. Bynes 1.0, J. Maduibuie 1.0, P. McPhee 1.0, C. Campbell 0.5, TM 24.0, OPP 36.0

* PASSING	ATT	CMP	YDS	CMP%	YDS/ATT	TD	TD%	INT	INT%	LONG	SACK/LOST	RATING
L. Jackson	341	219	2,612	64.2	7.7	15	4.4	12	3.5	49t	30.0/156	87.5
T. Huntley	47	31	258	66.0	5.5	0	0.0	1	2.1	29	6.0/43	71.1
TEAM	388	250	2,870	64.4	7.4	15	3.9	13	3.4	49t	36.0/199	85.5
OPPONENTS	402	238	3,214	59.2	8.0	17	4.2	5	1.2	82t	25.0/181	93.6

DEFENSIVE STATISTICS

2021 REGULAR SEASON BALTIMORE RAVENS DEFENSIVE STATS (THROUGH WEEK 12)

PLAYER	TOTAL	TKL.	ASST	TFL	SACKS/YDS.	QBH	FR	FF	INT./YDS.	PD
Queen, Patrick	62	44	18	9	2.0/19.0	3	1	1	0/0	0
Humphrey, Marlon	55	41	14	0	0.0/0.0	1	0	1	1/0	13
Clark, Chuck	45	28	17	3	1.0/12.0	1	0	0	0/0	7
Averett, Anthony	42	35	7	0	0.0/0.0	0	0	0	2/0	9
Stephens, Brandon	41	25	16	1	0.0/0.0	1	0	0	0/0	2
Bowser, Tyus	36	20	16	6	5.5/42.5	13	0	1	0/0	3
Campbell, Calais	36	18	18	4	0.5/3.5	9	1	0	0/0	1
Bynes, Josh	34	26	8	6	1.0/1.0	2	0	0	0/0	3
Board, Chris	26	11	15	0	0.0/0.0	2	0	0	0/0	0
Elliott, DeShon	23	19	4	3	1.0/6.0	3	0	0	1/0	2
Madubuike, Justin	23	15	8	5	1.0/6.0	4	0	0	0/0	2
Houston, Justin	22	13	9	4	4.0/18.0	16	0	1	0/0	0
Oweh, Odafe	21	17	4	5	5.0/25.0	13	2	3	0/0	0
Young, Tavon	19	17	2	4	2.0/20.0	3	0	0	1/0	3
Harrison, Malik	18	11	7	2	0.0/0.0	0	0	0	0/0	0
Ellis, Justin	15	6	9	0	0.0/0.0	1	0	0	0/0	0
McPhee, Pernell	14	11	3	2	1.0/11.0	2	0	0	0/0	0
Williams, Brandon	14	5	9	2	0.0/0.0	0	1	0	0/0	2
Washington, Broderick	6	2	4	1	0.0/0.0	1	0	0	0/0	0
Westry, Chris	6	6	0	1	0.0/0.0	0	0	0	0/0	2
Smith, Jimmy	5	5	0	0	0.0/0.0	0	0	0	0/0	3
Stone, Geno	4	3	1	0	0.0/0.0	0	0	0	0/0	0
McKenzie, Kahlil	3	0	3	0	0.0/0.0	0	0	0	0/0	0
Ferguson, Jaylon	2	1	1	0	0.0/0.0	1	0	0	0/0	0
Seymour, Kevon	2	1	1	0	0.0/0.0	0	0	0	0/0	0
Welch, Kristian	1	0	1	0	0.0/0.0	0	0	0	0/0	0
TOTALS	575	380	195	58	24.0/164.0	76	5	7	5/0	52

ASST=Assist, TFL=Tackle for a Loss, Int.=Interception, FR=Fumble Recovery, FF=Forced Fumble, PD=Pass Defense

2021 RAVENS SPECIAL TEAMS			
POS.	PLAYER	TTL.	ASST.
ILB	Board, Chris	7	4
WR	Wallace, Tylan	6	2
LB	Welch, Kristian	6	2
ILB	Harrison, Malik	4	2
DB/LB	Levine Sr., Anthony	4	4
DB	Stephens, Brandon	4	3
OLB	Bowser, Tyus	3	2
S	Stone, Geno	2	1
TE	Tomlinson, Eric	2	2
CB	Averett, Anthony	1	1
RB	Cannon, Trenton	1	1
S	Clark, Chuck	1	1
LS	Moore, Nick	1	1
S	Richards, Jordan	1	0
S	Washington, Ar'Darius	1	0
CB	Westry, Chris	1	1
CB	Young, Tavon	1	1
TOTALS		46	28

DEFENSIVE STATS BY RANK									
SACKS		INTERCEPTIONS		TACKLES FOR LOSS		PASSES DEFENSED		QBH	
PLAYER	NO.	PLAYER	NO.	PLAYER	NO.	PLAYER	NO.	PLAYER	NO.
Bowser, Tyus	5.5	Averett, Anthony	2	Queen, Patrick	9	Humphrey, Marlon	13	Houston, Justin	16
Oweh, Odafe	5.0	Elliott, DeShon	1	Bowser, Tyus	6	Averett, Anthony	9	Bowser, Tyus	13
Houston, Justin	4.0	Humphrey, Marlon	1	Bynes, Josh	6	Clark, Chuck	7	Oweh, Odafe	13
Queen, Patrick	2.0	Young, Tavon	1	Madubuike, Justin	5	Bowser, Tyus	3	Campbell, Calais	9
Young, Tavon	2.0			Oweh, Odafe	5	Bynes, Josh	3	Madubuike, Justin	4
Bynes, Josh	1.0			Campbell, Calais	4	Smith, Jimmy	3	Elliott, DeShon	3
Clark, Chuck	1.0			Houston, Justin	4	Young, Tavon	3	Queen, Patrick	3
Elliott, DeShon	1.0			Young, Tavon	4	Elliott, DeShon	2	Young, Tavon	3
Madubuike, Justin	1.0			Clark, Chuck	3	Madubuike, Justin	2	Board, Chris	2
McPhee, Pernell	1.0			Elliott, DeShon	3	Stephens, Brandon	2	Bynes, Josh	2
Campbell, Calais	0.5			Harrison, Malik	2	Westry, Chris	2	McPhee, Pernell	2
				McPhee, Pernell	2	Williams, Brandon	2	Clark, Chuck	1
				Williams, Brandon	2	Campbell, Calais	1	Ellis, Justin	1
				Stephens, Brandon	1			Ferguson, Jaylon	1
				Washington, Broderick	1			Humphrey, Marlon	1
				Westry, Chris	1			Stephens, Brandon	1
								Washington, Broderick	1

FORCED FUMBLES		FUMBLE RECOVERIES	
PLAYER	NO.	PLAYER	NO.
Oweh, Odafe	3	Oweh, Odafe	2
Bowser, Tyus	1	Campbell, Calais	1
Houston, Justin	1	Queen, Patrick	1
Humphrey, Marlon	1	Williams, Brandon	1
Queen, Patrick	1		

GAME-BY-GAME OFFENSE

2021 REGULAR SEASON RAVENS GAME-BY-GAME OFFENSE																	Totals	
	09/13 @ LV	09/19 KC	09/26 @ DET	10/03 @ DEN	10/11 IND	10/17 LAC	10/24 CIN	11/07 MIN	11/11 @ MIA	11/21 @ CHI	11/28 CLE	12/05 @ PIT	12/12 @ CLE	12/19 GB	12/26 @ CIN	01/02 LAR	01/09 PIT	Totals
FIRST DOWNS																		
Total	20	31	15	20	30	27	20	36	23	23	22							267
Rushing	8	18	5	6	7	14	8	17	7	9	12							111
Passing	11	11	10	14	22	12	12	15	12	12	6							137
Penalty	1	2	0	0	1	1	0	4	4	2	4							19
THIRD DOWNS																		
Attempts	12	11	10	17	8	11	16	15	14	16	15							145
Converted	3	6	1	7	3	6	5	6	2	7	7							53
Percentage	25.0%	54.5%	10.0%	41.2%	37.5%	54.5%	31.3%	40.0%	14.3%	43.8%	46.7%							36.6%
FOURTH DOWNS																		
Attempts	2	1	1	0	0	0	4	3	0	1	1							13
Converted	1	1	1	0	0	0	1	3	0	1	1							9
Percentage	50.0%	100.0%	100.0%	0	0	0	25.0%	100.0%	0	100.0%	100.0%							69.2%
TOT. OFFENSE																		
Net Yards	406	481	387	406	523	327	393	500	304	299	303							4,329
Plays	67	68	57	70	70	68	71	89	70	76	77							783
Avg./Play	6.1	7.1	6.8	5.8	7.5	4.8	5.5	5.6	4.3	3.9	3.9							5.5
RUSHING																		
Net Yards	189	251	116	102	86	187	115	247	94	123	148							1,658
Rush. Att.	34	41	22	30	25	38	24	45	23	34	43							359
Avg./Att.	5.6	6.1	5.3	3.4	3.4	4.9	4.8	5.5	4.1	3.6	3.4							4.6
PASSING																		
Net Yards	217	230	271	304	437	140	278	253	210	176	155							2,671
Attempts	30	26	31	37	43	27	42	41	43	36	32							388
Completions	19	18	16	22	37	19	20	27	26	26	20							250
Completion Pct	63.3%	69.2%	51.6%	59.5%	86.0%	70.4%	47.6%	65.9%	60.5%	72.2%	62.5%							64.4%
Avg. Gain Per Pass Play	6.6	8.5	7.7	7.6	9.7	4.7	5.9	5.8	4.5	4.2	4.6							6.3
Intercepted	0	2	1	0	0	2	0	2	1	1	4							13
Gross Yards	235	239	287	316	442	167	296	266	238	219	165							2,870
Sacked	3.0	1.0	4.0	3.0	2.0	3.0	5.0	3.0	4.0	6.0	2.0							36.0
Yards Lost	18	9	16	12	5	27	18	13	28	43	10							199
PENALTIES																		
Number	5	8	6	6	8	2	5	8	4	6	5							63
Yards	71	55	69	55	74	15	46	61	20	36	54							556
FUMBLES																		
Number	4	1	1	0	1	2	1	0	2	1	0							13
Lost	2	0	0	0	1	0	0	0	1	0	0							4
PUNTING																		
Yards	179	95	137	335	198	86	264	125	321	260	136							2,136
Punts	4	2	3	7	4	2	6	3	8	6	3							48
Net Avg.	42.3	41.0	42.0	41.9	42.0	43.0	37.3	41.7	38.9	39.3	39.7							40.4
Gross Avg.	44.8	47.5	45.7	47.9	49.5	43.0	44.0	41.7	40.1	43.3	45.3							44.5
Touchbacks	0	0	0	1	0	0	1	0	0	1	1							4
Punts Blocked	0	0	0	0	0	0	0	0	0	0	0							0
Punt Returns	4	1	2	3	1	3	2	1	1	2	3							23
Punt Return Yards	67	16	42	64	0	44	37	14	9	19	36							348
Punt Return Avg.	16.8	16.0	21.0	21.3	0.0	14.7	18.5	14.0	9.0	9.5	12.0							15.1
Inside 20	1	1	2	1	2	1	2	1	4	2	1							18
Fair Catches	1	0	2	3	1	1	0	1	4	1	1							15
SCORING																		
Points	27	36	19	23	31	34	17	34	10	16	16							263
Q1	7	7	0	0	0	7	0	3	3	0	3							30
Q2	7	10	10	17	3	10	10	7	0	6	3							83
Q3	3	7	6	0	6	10	7	7	0	0	7							53
Q4	10	12	3	6	16	7	0	14	7	10	3							88
OT	0	0	0	0	6	0	0	3	0	0	0							9
TD Rushing	2	3	0	1	0	3	1	1	0	1	0							12
TD Passing	1	1	1	1	4	1	1	3	1	0	1							15
TD KO Returns	0	0	0	0	0	0	0	0	0	0	0							0
TD Punt Returns	0	0	0	0	0	0	0	0	0	0	0							0
TD Sp. Teams	0	0	0	0	0	0	0	0	0	0	0							0
TD Def. Returns	0	0	0	0	0	0	0	0	0	0	0							0
Total TDs	3	5	1	2	4	4	2	4	1	1	1							28
PAT Attempts	3	5	1	2	3	4	2	4	1	1	1							27
PAT Made	3	3	1	2	2	4	2	4	1	1	1							24
FG Attempts	2	1	5	3	1	2	1	2	2	3	3							25
FG Made	2	1	4	3	1	2	1	2	1	3	3							23
Safety	0	0	0	0	0	0	0	0	0	0	0							0
2-Pt Attempts	0	2	0	0	3	0	0	0	0	0	0							5
2-Pt Made	0	0	0	0	2	0	0	0	0	0	0							2
Time of Possession	32:14	35:59	27:26	33:07	33:51	38:07	31:49	46:04	31:48	38:50	37:04							386:19
KICKOFFS																		
Kickoff Returns	0	0	0	0	5	2	2	1	1	2	0							13
Kickoff Return Yards	0	0	0	0	111	70	45	24	21	50	0							321
Kickoff Return Avg.	0	0	0	0	22.2	35.0	22.5	24.0	21.0	25.0	0							24.7

GAME-BY-GAME DEFENSE

2021 REGULAR SEASON RAVENS GAME-BY-GAME DEFENSE

	09/13 @ LV	09/19 KC	09/26 @ DET	10/03 @ DEN	10/11 IND	10/17 LAC	10/24 CIN	11/07 MIN	11/11 @ MIA	11/21 @ CHI	11/28 CLE	12/05 @ PIT	12/12 @ CLE	12/19 GB	12/26 @ CIN	01/02 LAR	01/09 PIT	Totals
FIRST DOWNS																		
Total	26	22	22	15	29	14	19	13	17	14	14							205
Rushing	6	2	7	5	10	3	3	6	4	3	2							51
Passing	17	18	13	9	16	11	15	6	12	10	10							137
Penalty	3	2	2	1	3	0	1	1	1	1	2							17
THIRD DOWNS																		
Attempts	15	6	10	14	10	12	13	14	13	11	13							131
Converted	7	1	3	3	5	3	4	5	3	2	4							40
Percentage	46.7%	16.7%	30.0%	21.4%	50.0%	25.0%	30.8%	35.7%	23.1%	18.2%	30.8%							30.5%
FOURTH DOWNS																		
Attempts	1	0	0	0	1	4	2	2	0	3	1							14
Converted	0	0	0	0	1	1	1	2	0	2	0							7
Percentage	0.0%	0	0	0	100.0%	25.0%	50.0%	100.0%	0	66.7%	0.0%							50.0%
TOT. OFFENSE																		
Net Yards	491	405	285	254	513	208	520	318	350	353	262							3,959
Plays	80	49	60	59	63	53	63	52	62	57	57							655
Avg./Play	6.1	8.3	4.8	4.3	8.1	3.9	8.3	6.1	5.6	6.2	4.6							6.0
RUSHING																		
Net Yards	82	62	93	106	123	26	111	131	60	92	40							926
Rush. Att.	21	18	27	17	26	12	24	24	22	20	17							228
Avg./Att.	3.9	3.4	3.4	6.2	4.7	2.2	4.6	5.5	2.7	4.6	2.4							4.1
PASSING																		
Net Yards	409	343	192	148	390	182	409	187	290	261	222							3,033
Attempts	56	31	31	37	35	39	38	28	36	34	37							402
Completions	34	24	22	19	25	22	23	17	19	15	18							238
Completion Pct	60.7%	77.4%	71.0%	51.4%	71.4%	56.4%	60.5%	60.7%	52.8%	44.1%	48.6%							59.2%
Avg. Gain Per Pass Play	6.9	11.1	5.8	3.5	10.5	4.4	10.5	6.7	7.3	7.1	5.6							7.1
Intercepted	1	1	0	1	0	1	1	0	0	0	0							5
Gross Yards	435	343	217	178	402	195	416	187	314	280	247							3,214
Sacked	3.0	0.0	2.0	5.0	2.0	2.0	1.0	0.0	4.0	3.0	3.0							25.0
Yards Lost	26	0	25	30	12	13	7	0	24	19	25							181
PENALTIES																		
Number	10	5	7	4	5	4	1	8	11	6	5							66
Yards	62	46	35	25	45	35	5	107	97	58	45							560
FUMBLES																		
Number	1	2	0	0	1	0	1	0	2	1	2							10
Lost	0	1	0	0	1	0	0	0	0	1	2							5
PUNTING																		
Yards	316	135	273	491	90	262	216	242	348	205	261							2,839
Punts	6	3	6	10	2	5	4	5	8	5	6							60
Net Avg.	41.5	39.7	38.5	38.7	45.0	39.6	39.8	41.6	42.4	37.2	37.5							39.9
Gross Avg.	52.7	45.0	45.5	49.1	45.0	52.4	54.0	48.4	43.5	41.0	43.5							47.3
Touchbacks	0	0	0	2	0	1	1	1	0	0	0							5
Punts Blocked	0	0	0	0	0	0	0	0	0	0	0							0
Punt Returns	2	1	1	3	3	0	3	0	2	1	1							17
Punt Return Yards	10	13	11	22	30	0	20	0	10	4	-3							117
Punt Return Avg.	5.0	13.0	11.0	7.3	10.0	0	6.7	0	5.0	4.0	-3.0							6.9
Inside 20	2	0	2	4	1	1	1	2	2	2	2							19
Fair Catches	1	1	2	2	1	0	1	0	3	0	0							11
SCORING																		
Points	33	35	17	7	25	6	41	31	22	13	10							240
Q1	0	14	0	0	7	0	3	7	0	0	0							31
Q2	10	7	0	7	3	6	10	10	6	0	3							62
Q3	0	14	7	0	12	0	14	7	0	7	7							68
Q4	17	0	10	0	3	0	14	7	16	6	0							73
OT	6	0	0	0	0	0	0	0	0	0	0							6
TD Rushing	2	1	2	0	1	0	2	1	1	1	0							10
TD Passing	2	3	0	1	2	1	3	2	0	2	1							17
TD KO Returns	0	0	0	0	0	0	0	1	0	0	0							1
TD Punt Returns	0	0	0	0	0	0	0	0	0	0	0							0
TD Sp. Teams	0	0	0	0	0	0	0	0	0	0	0							0
TD Def. Returns	0	2	0	0	0	0	0	0	1	0	0							3
Total TDs	4	5	2	1	3	1	5	4	2	2	1							30
PAT Attempts	3	5	2	1	3	1	5	4	2	2	1							29
PAT Made	3	5	2	1	1	0	5	4	1	1	1							24
FG Attempts	2	0	1	0	4	0	2	1	3	1	2							16
FG Made	2	0	1	0	2	0	2	1	3	0	1							12
Safety	0	0	0	0	0	0	0	0	0	0	0							0
2-Pt Attempts	0	0	0	0	1	0	0	0	1	1	0							3
2-Pt Made	0	0	0	0	0	0	0	0	0	0	0							0
Time of Possession	34:08	24:01	32:34	26:53	30:45	21:53	28:11	23:40	28:12	21:10	22:56							294:23
KICKOFFS																		
Kickoff Returns	2	5	0	2	2	5	0	2	0	2	1							21
Kickoff Return Yards	33	83	0	36	46	82	0	121	0	17	15							433
Kickoff Return Avg.	16.5	16.6	0	18.0	23.0	16.4	0	60.5	0	8.5	15.0							20.6

LONGEST PLAYS FROM SCRIMMAGE

RAVENS					OPPONENT						
DATE	OPPONENT	QTR	RAVENS PLAYER	YARDS	SCORE	DATE	OPPONENT	QTR	OPP. PLAYER	YARDS	SCORE
09/13	at Las Vegas	4	Lamar Jackson -> Sammy Watkins	49	L, 33-27 (OT)	10/24	Cincinnati	3	Joe Burrow -> Ja'Marr Chase	82T	L, 17-41
10/03	at Denver	2	Lamar Jackson -> Marquise Brown	49T	W, 23-7	10/11	Indianapolis	1	Carson Wentz -> Jonathan Taylor	76T	W, 25-31 (OT)
10/11	Indianapolis	3	Lamar Jackson -> Marquise Brown	43T	W, 31-25 (OT)	11/07	Minnesota	1	Dalvin Cook run	66	W, 31-34 (OT)
09/19	Kansas City	3	Lamar Jackson -> Marquise Brown	42T	W, 36-35	11/11	at Miami	4	Tua Tagovailoa -> Albert Wilson	64	L, 10-22
09/26	at Detroit	3	Lamar Jackson -> Mark Andrews	41	W, 19-17	11/21	at Chicago	3	Andy Dalton -> Darnell Mooney	60T	W, 13-16
10/24	Cincinnati	3	Lamar Jackson -> Marquise Brown	39T	L, 41-17	10/24	Cincinnati	2	Joe Burrow -> C.J. Uzomah	55T	L, 17-41
11/28	Cleveland	3	Lamar Jackson -> Mark Andrews	39	W, 16-10	11/11	at Miami	2	Jacoby Brissett -> Isaiah Ford	52	L, 10-22
09/26	at Detroit	2	Lamar Jackson -> Marquise Brown	37	W, 19-17	11/07	Minnesota	1	Kirk Cousins -> Justin Jefferson	50T	W, 31-34 (OT)
09/26	at Detroit	4	Lamar Jackson -> Sammy Watkins	36	W, 19-17	11/21	at Chicago	4	Andy Dalton -> Marquise Goodwin	49T	W, 13-16
09/13	at Las Vegas	1	Ty'Son Williams run	35T	L, 33-27 (OT)	09/19	Kansas City	3	Patrick Mahomes -> Travis Kelce	46T	W, 35-36
10/24	Cincinnati	3	Lamar Jackson -> Rashod Bateman	35	L, 41-17	10/24	Cincinnati	4	Samaje Perine run	46T	L, 17-41
10/03	at Denver	4	Lamar Jackson -> James Proche II	32	W, 23-7	10/11	Indianapolis	3	Carson Wentz -> Michael Pittman Jr.	42T	W, 25-31 (OT)
10/03	at Denver	2	Lamar Jackson -> Marquise Brown	32	W, 23-7	11/28	Cleveland	2	Baker Mayfield -> Harrison Bryant	41	W, 10-16
09/19	Kansas City	1	Devonta Freeman run	31	W, 36-35	09/19	Kansas City	3	Patrick Mahomes -> Byron Pringle	40T	W, 35-36
09/26	at Detroit	1	Lamar Jackson run	31	W, 19-17	11/28	Cleveland	3	Baker Mayfield -> Jarvis Landry	38	W, 10-16
11/11	at Miami	4	Lamar Jackson -> Rashod Bateman	30	L, 22-10	09/13	at Las Vegas	4	Derek Carr -> Henry Ruggs III	37	L, 27-33 (OT)
09/13	at Las Vegas	2	Lamar Jackson -> Sammy Watkins	29	L, 33-27 (OT)	11/28	Cleveland	1	Baker Mayfield -> Jarvis Landry	36	W, 10-16
09/13	at Las Vegas	2	Lamar Jackson -> Marquise Brown	29	L, 33-27 (OT)	11/11	at Miami	3	Tua Tagovailoa -> Jaylen Waddle	35	L, 10-22
09/26	at Detroit	2	Lamar Jackson -> James Proche II	29	W, 19-17	09/19	Kansas City	1	Patrick Mahomes -> Demarcus Robinson	33T	W, 35-36
11/21	at Chicago	4	Tyler Huntley -> Sammy Watkins	29	W, 16-13	09/13	at Las Vegas	5	Derek Carr -> Bryan Edwards	32	L, 27-33 (OT)
09/13	at Las Vegas	4	Lamar Jackson run	28	L, 33-27 (OT)	10/03	at Denver	4	Drew Lock -> Courtland Sutton	32	W, 7-23
10/11	Indianapolis	2	Lamar Jackson -> Sammy Watkins	28	W, 31-25 (OT)	10/24	Cincinnati	3	Joe Burrow -> C.J. Uzomah	32T	L, 17-41
10/11	Indianapolis	2	Lamar Jackson -> Mark Andrews	28	W, 31-25 (OT)	09/13	at Las Vegas	1	Marcus Mariota run	31	L, 27-33 (OT)
09/19	Kansas City	3	Lamar Jackson -> Marquise Brown	27	W, 36-35	09/13	at Las Vegas	5	Derek Carr -> Zay Jones	31T	L, 27-33 (OT)
10/11	Indianapolis	4	Lamar Jackson -> Mark Andrews	27	W, 31-25 (OT)	10/03	at Denver	1	Javonte Williams run	31	W, 7-23
10/24	Cincinnati	3	Lamar Jackson -> Rashod Bateman	25	L, 41-17	10/11	Indianapolis	3	Carson Wentz -> Zach Pascal	31	W, 25-31 (OT)
09/26	at Detroit	3	Lamar Jackson -> Mark Andrews	24	W, 19-17	10/11	Indianapolis	4	Carson Wentz -> Jonathan Taylor	29	W, 25-31 (OT)
10/03	at Denver	2	Lamar Jackson -> Mark Andrews	24	W, 23-7	11/21	at Chicago	1	Justin Fields -> Darnell Mooney	29	W, 13-16
10/24	Cincinnati	1	Lamar Jackson -> Mark Andrews	24	L, 41-17	09/13	at Las Vegas	5	Derek Carr -> Hunter Renfrow	27	L, 27-33 (OT)
10/24	Cincinnati	1	Lamar Jackson -> Mark Andrews	23	L, 41-17	10/24	Cincinnati	3	Joe Burrow -> Ja'Marr Chase	27	L, 17-41
10/17	L.A. Chargers	2	Lamar Jackson run	22	W, 34-6	11/07	Minnesota	4	Kirk Cousins -> C.J. Ham	27	W, 31-34 (OT)
11/07	Minnesota	3	Lamar Jackson -> Patrick Ricard	22	W, 34-31 (OT)	10/17	L.A. Chargers	2	Justin Herbert -> Mike Williams	26	W, 6-34
11/07	Minnesota	4	Lamar Jackson -> Marquise Brown	22	W, 34-31 (OT)	10/24	Cincinnati	2	Joe Burrow -> Ja'Marr Chase	26	L, 17-41
09/13	at Las Vegas	1	Lamar Jackson -> Ty'Son Williams	21	L, 33-27 (OT)	10/24	Cincinnati	3	Joe Burrow -> Tyler Boyd	25	L, 17-41
09/19	Kansas City	2	Lamar Jackson run	21	W, 36-35	09/13	at Las Vegas	2	Derek Carr -> Darren Waller	24	L, 27-33 (OT)
09/26	at Detroit	2	Lamar Jackson -> Mark Andrews	21	W, 19-17	09/26	at Detroit	4	Jared Goff -> Darren Fells	24	W, 17-19
10/17	L.A. Chargers	2	Lamar Jackson -> Mark Andrews	21	W, 34-6	10/11	Indianapolis	3	Carson Wentz -> Mo Alie-Cox	24	W, 25-31 (OT)
11/21	at Chicago	4	Tyler Huntley -> Devin Duvernay	21	W, 16-13	11/07	Minnesota	4	Dalvin Cook run	24	W, 31-34 (OT)
09/19	Kansas City	3	Lamar Jackson run	20	W, 36-35	09/19	Kansas City	4	Patrick Mahomes -> Byron Pringle	23	W, 35-36
09/19	Kansas City	3	Lamar Jackson -> Mark Andrews	20	W, 36-35	10/11	Indianapolis	4	Carson Wentz -> Parris Campbell	23	W, 25-31 (OT)
09/19	Kansas City	2	Lamar Jackson -> Marquise Brown	20	W, 36-35	10/24	Cincinnati	1	Joe Burrow -> Samaje Perine	23	L, 17-41
09/19	Kansas City	2	Ty'Son Williams run	20	W, 36-35	11/11	at Miami	4	Tua Tagovailoa -> Durham Smythe	23	L, 10-22
10/03	at Denver	1	Lamar Jackson -> Sammy Watkins	20	W, 23-7	11/21	at Chicago	4	Andy Dalton -> Marquise Goodwin	23	W, 13-16
10/11	Indianapolis	4	Lamar Jackson -> Marquise Brown	20	W, 31-25 (OT)	11/21	at Chicago	3	Andy Dalton -> Jimmy Graham	23	W, 13-16
10/17	L.A. Chargers	3	Lamar Jackson -> Marquise Brown	20	W, 34-6	09/26	at Detroit	4	Jared Goff -> Kalif Raymond	22	W, 17-19
10/24	Cincinnati	2	Lamar Jackson -> Rashod Bateman	20	L, 41-17	10/11	Indianapolis	4	Marlon Mack run	22	W, 25-31 (OT)
11/07	Minnesota	5	Lamar Jackson -> Marquise Brown	20	W, 34-31 (OT)	11/21	at Chicago	2	Justin Fields -> Marquise Goodwin	22	W, 13-16
11/07	Minnesota	5	Lamar Jackson -> Marquise Brown	20	W, 34-31 (OT)	11/21	at Chicago	3	Justin Fields -> Darnell Mooney	22	W, 13-16
11/11	at Miami	4	Lamar Jackson -> Rashod Bateman	20	L, 22-10	09/13	at Las Vegas	4	Derek Carr -> Kenyan Drake	21	L, 27-33 (OT)
						10/11	Indianapolis	3	Carson Wentz -> Michael Pittman Jr.	21	W, 25-31 (OT)
						10/17	L.A. Chargers	4	Justin Herbert -> Keenan Allen	21	W, 6-34
						10/24	Cincinnati	4	Joe Mixon run	21T	L, 17-41
						10/24	Cincinnati	3	Joe Burrow -> Ja'Marr Chase	21T	L, 17-41
						11/11	at Miami	2	Jacoby Brissett -> Adam Shaheen	21	L, 10-22
						09/13	at Las Vegas	4	Derek Carr -> Bryan Edwards	20	L, 27-33 (OT)
						09/19	Kansas City	2	Patrick Mahomes -> Blake Bell	20	W, 35-36
						11/07	Minnesota	2	Kirk Cousins -> K.J. Osborn	20	W, 31-34 (OT)
						11/28	Cleveland	3	Baker Mayfield -> David Njoku	20T	W, 10-16
TOTALS				49 - 1,366 (27.9), 5 TDS (8 RUNS, 1 TD, 41 PASSES, 4 TDS)						58 - 1,912 (33.0), 15 TDS (7 RUNS, 2 TDS, 51 PASSES, 13 TDS)	

TEAM SUPERLATIVES

HIGH	DATE	OPPONENT	OFFENSIVE CATEGORY	OPPONENT	DATE	LOW
36	9/19	vs. Kansas City	Points	at Miami	11/11	10
17	10/3	at Denver	Points in a Quarter	at Chicago	11/21	0
				...5 more at 0.		
22	10/11	vs. Indianapolis	Points in a Half	at Miami	11/11	3
				...1 more at 3.		
5	9/19	vs. Kansas City	Total Touchdowns	vs. Cleveland	11/28	1
				...3 more at 1.		
89	11/7	vs. Minnesota	Total Plays	at Detroit	9/26	57
523	10/11	vs. Indianapolis	Total Net Yards	at Chicago	11/21	299
36	11/7	vs. Minnesota	Total First Downs	at Detroit	9/26	15
18	9/19	vs. Kansas City	First Downs Rushing	at Detroit	9/26	5
22	10/11	vs. Indianapolis	First Downs Passing	vs. Cleveland	11/28	6
4	11/28	vs. Cleveland	First Down Penalties	vs. Cincinnati	10/24	0
		...2 more at 4.		...2 more at 0.		
55%	10/17	vs. L.A. Chargers	Third Down Efficiency	at Detroit	9/26	10%
		...1 more at 55%.				
7.5	10/11	vs. Indianapolis	Average Yards Per Play	vs. Cleveland	11/28	3.9
				...1 more at 3.9.		
251	9/19	vs. Kansas City	Total Net Yards Rushing	vs. Indianapolis	10/11	86
45	11/7	vs. Minnesota	Rushing Attempts	at Detroit	9/26	22
6.1	9/19	vs. Kansas City	Rushing Average Yards	vs. Cleveland	11/28	3.4
				...2 more at 3.4.		
3	10/17	vs. L.A. Chargers	Rushing Touchdowns	vs. Cleveland	11/28	0
		...1 more at 3.		...3 more at 0.		
437	10/11	vs. Indianapolis	Total Net Yards Passing	vs. L.A. Chargers	10/17	140
43	11/11	at Miami	Passing Attempts	vs. Kansas City	9/19	26
		...1 more at 43.				
37	10/11	vs. Indianapolis	Passing Completions	at Detroit	9/26	16
4	10/11	vs. Indianapolis	Passing Touchdowns	at Chicago	11/21	0
9.7	10/11	vs. Indianapolis	Passing Yards Average	at Chicago	11/21	4.2
4	11/28	vs. Cleveland	Passes Thrown for Interception	vs. Cincinnati	10/24	0
				...3 more at 0.		
6	11/21	at Chicago	Times Sacked	vs. Kansas City	9/19	1
43	11/21	at Chicago	Sack Yards Lost	vs. Indianapolis	10/11	5
8	11/11	at Miami	Total Punts	vs. L.A. Chargers	10/17	2
				...1 more at 2.		
335	10/3	at Denver	Total Punt Yards	vs. L.A. Chargers	10/17	86
49.5	10/11	vs. Indianapolis	Punt Gross Average Yards	at Miami	11/11	40.1
43	10/17	vs. L.A. Chargers	Punt Net Average Yards	vs. Cincinnati	10/24	37.3
4	9/13	at Las Vegas	Punt Returns	at Miami	11/11	1
				...3 more at 1.		
67	9/13	at Las Vegas	Punt Return Yards	vs. Indianapolis	10/11	0
21.3	10/3	at Denver	Punt Return Yards Average	vs. Indianapolis	10/11	0.0
5	10/11	vs. Indianapolis	Kickoff Returns	vs. Cleveland	11/28	0
				...4 more at 0.		
111	10/11	vs. Indianapolis	Kickoff Return Yards	vs. Cleveland	11/28	0
				...4 more at 0.		
8	11/7	vs. Minnesota	Total Penalties	vs. L.A. Chargers	10/17	2
		...2 more at 8.				
74	10/11	vs. Indianapolis	Penalty Yards	vs. L.A. Chargers	10/17	15
4	9/13	at Las Vegas	Total Fumbles	vs. Cleveland	11/28	0
				...2 more at 0.		
2	9/13	at Las Vegas	Fumbles Lost	vs. Cleveland	11/28	0
				...7 more at 0.		
46:04	11/7	vs. Minnesota	Time of Possession	at Detroit	9/26	27:26
4	11/28	vs. Cleveland	Turnovers	vs. Cincinnati	10/24	0
				...1 more at 0.		
76,490	10/3	at Denver	Attendance	at Detroit	9/26	50,788

TEAM SUPERLATIVES

HIGH	DATE	OPPONENT	DEFENSIVE CATEGORY	OPPONENT	DATE	LOW
41	10/24	vs. Cincinnati	Points	vs. L.A. Chargers	10/17	6
17	9/13	at Las Vegas	Points in a Quarter	vs. Cleveland ...7 more at 0.	11/28	0
28	10/24	vs. Cincinnati	Points in a Half	at Chicago ...3 more at 0.	11/21	0
5	10/24	vs. Cincinnati ...1 more at 5.	Total Touchdowns	vs. Cleveland ...2 more at 1.	11/28	1
80	9/13	at Las Vegas	Total Plays	vs. Kansas City	9/19	49
520	10/24	vs. Cincinnati	Total Net Yards	vs. L.A. Chargers	10/17	208
29	10/11	vs. Indianapolis	Total First Downs	vs. Minnesota	11/7	13
10	10/11	vs. Indianapolis	First Downs Rushing	vs. Cleveland ...1 more at 2.	11/28	2
18	9/19	vs. Kansas City	First Downs Passing	vs. Minnesota	11/7	6
3	10/11	vs. Indianapolis ...1 more at 3.	First Down Penalties	vs. L.A. Chargers	10/17	0
50%	10/11	vs. Indianapolis	Third Down Efficiency	vs. Kansas City	9/19	17%
8.3	10/24	vs. Cincinnati ...1 more at 8.3.	Average Yards Per Play	vs. L.A. Chargers	10/17	3.9
131	11/7	vs. Minnesota	Total Net Yards Rushing	vs. L.A. Chargers	10/17	26
27	9/26	at Detroit	Rushing Attempts	vs. L.A. Chargers	10/17	12
6.2	10/3	at Denver	Rushing Average Yards	vs. L.A. Chargers	10/17	2.2
2	10/24	vs. Cincinnati ...2 more at 2.	Rushing Touchdowns	vs. Cleveland ...3 more at 0.	11/28	0
409	10/24	vs. Cincinnati ...1 more at 409.	Total Net Yards Passing	at Denver	10/3	148
56	9/13	at Las Vegas	Passing Attempts	vs. Minnesota	11/7	28
34	9/13	at Las Vegas	Passing Completions	at Chicago	11/21	15
3	10/24	vs. Cincinnati ...1 more at 3.	Passing Touchdowns	at Miami ...1 more at 0.	11/11	0
11.1	9/19	vs. Kansas City	Passing Yards Average	at Denver	10/3	3.5
1	10/24	vs. Cincinnati ...4 more at 1.	Passes Thrown for Interception	vs. Cleveland ...5 more at 0.	11/28	0
5	10/3	at Denver	QB Sacks	vs. Minnesota ...1 more at 0.	11/7	0
30	10/3	at Denver	Sack Yards Lost	vs. Minnesota ...1 more at 0.	11/7	0
10	10/3	at Denver	Total Punts	vs. Indianapolis	10/11	2
491	10/3	at Denver	Total Punt Yards	vs. Indianapolis	10/11	90
54	10/24	vs. Cincinnati	Punt Gross Average Yards	at Chicago	11/21	41
45	10/11	vs. Indianapolis	Punt Net Average Yards	at Chicago	11/21	37.2
3	10/24	vs. Cincinnati ...2 more at 3.	Punt Returns	vs. Minnesota ...1 more at 0.	11/7	0
30	10/11	vs. Indianapolis	Punt Return Yards	vs. Cleveland	11/28	-3
13.0	9/19	vs. Kansas City	Punt Return Yards Average	vs. Cleveland	11/28	-3.0
5	10/17	vs. L.A. Chargers ...1 more at 5.	Kickoff Returns	at Miami ...2 more at 0.	11/11	0
121	11/7	vs. Minnesota	Kickoff Return Yards	at Miami ...2 more at 0.	11/11	0
11	11/11	at Miami	Total Penalties	vs. Cincinnati	10/24	1
107	11/7	vs. Minnesota	Penalty Yards	vs. Cincinnati	10/24	5
2	11/28	vs. Cleveland ...2 more at 2.	Total Fumbles	vs. Minnesota ...3 more at 0.	11/7	0
2	11/28	vs. Cleveland	Fumbles Lost	at Miami ...6 more at 0.	11/11	0
34:08	9/13	at Las Vegas	Time of Possession	at Chicago	11/21	21:10
2	11/28	vs. Cleveland ...1 more at 2.	Turnovers	at Miami ...2 more at 0.	11/11	0
76,490	10/3	at Denver	Attendance	at Detroit	9/26	50,788

INDIVIDUAL SUPERLATIVES

CATEGORY	2021 RAVENS INDIVIDUAL BEST	GAME	DATE	OPPONENT INDIVIDUAL BEST	GAME	DATE
Touchdowns	2 Mark Andrews ...2 more.	vs. IND	10/11	2 C.J. Uzomah ...2 more.	vs. CIN	10/24
Passes Attempted	43 Lamar Jackson ...1 more.	at MIA	11/11	56 Derek Carr	at LV	09/13
Passes Completed	37 Lamar Jackson	vs. IND	10/11	34 Derek Carr	at LV	09/13
Completion Percentage	86.0 Lamar Jackson	vs. IND	10/11	77.4 Patrick Mahomes	vs. KC	09/19
Passing Yards	442 Lamar Jackson	vs. IND	10/11	435 Derek Carr	at LV	09/13
Yards Per Attempt	10.3 Lamar Jackson	vs. IND	10/11	12.2 Tua Tagovailoa	at MIA	11/11
Touchdown Passes	4 Lamar Jackson	vs. IND	10/11	3 Joe Burrow ...1 more.	vs. CIN	10/24
Receptions	11 Mark Andrews	vs. IND	10/11	10 Darren Waller	at LV	09/13
Receiving Yards	147 Mark Andrews	vs. IND	10/11	201 Ja'Marr Chase	vs. CIN	10/24
Touchdown Receptions	2 Mark Andrews ...1 more.	vs. IND	10/11	2 C.J. Uzomah	vs. CIN	10/24
Rushing Yards	120 Lamar Jackson	vs. MIN	11/07	110 Dalvin Cook	vs. MIN	11/07
Rushing Attempts	21 Lamar Jackson	vs. MIN	11/07	17 Dalvin Cook	vs. MIN	11/07
Rushing Average	8.3 Lamar Jackson	at DET	09/26	6.9 Javonte Williams	at DEN	10/03
Rushing Touchdowns	2 Lamar Jackson	vs. KC	09/19	2 Josh Jacobs	at LV	09/13
Yards From Scrimmage	147 Mark Andrews	vs. IND	10/11	201 Ja'Marr Chase	vs. CIN	10/24
Combined Net Yards	156 Devin Duvernay	vs. IND	10/11	201 Ja'Marr Chase	vs. CIN	10/24
Interceptions Made	1 Marlon Humphrey ...4 more.	vs. CIN	10/24	2 Kyzir White ...1 more.	vs. LAC	10/17
Interceptions Thrown	4 Lamar Jackson	vs. CLE	11/28	1 Joe Burrow ...4 more.	vs. CIN	10/24
INT Return Yards				50 Tyrann Mathieu	vs. KC	09/19
Tackles	12 Chuck Clark	at DET	09/26	18 Eric Kendricks	vs. MIN	11/07
Sacks	2.0 Tyus Bowser ...1 more.	at CHI	11/21	3.5 Robert Quinn	at CHI	11/21
Punts	8 Sam Koch	at MIA	11/11	10 Sam Martin	at DEN	10/03
Punts Inside the 20	4 Sam Koch	at MIA	11/11	4 Sam Martin	at DEN	10/03
Punting Average	49.5 Sam Koch	vs. IND	10/11	54.0 Kevin Huber	vs. CIN	10/24
Punt Returns	4 Devin Duvernay	at LV	09/13	3 Darius Phillips ...1 more.	vs. CIN	10/24
Punt Return Yards	67 Devin Duvernay	at LV	09/13	30 Nyheim Hines	vs. IND	10/11
Kickoff Returns	5 Devin Duvernay	vs. IND	10/11	3 KJ Hill Jr. ...1 more.	vs. LAC	10/17
Kickoff Return Yards	111 Devin Duvernay	vs. IND	10/11	121 Kene Nwangwu	vs. MIN	11/07
Field Goals Attempted	5 Justin Tucker	at DET	09/26	4 Rodrigo Blankenship	vs. IND	10/11
Field Goals Made	4 Justin Tucker	at DET	09/26	3 Jason Sanders	at MIA	11/11

CATEGORY	2021 RAVENS LONGEST PLAYS	GAME	DATE	OPPONENT INDIVIDUAL	GAME	DATE
Run From Scrimmage	35 Ty'Son Williams	at LV	09/13	66 Dalvin Cook	vs. MIN	11/07
Touchdown Run	35 Ty'Son Williams	at LV	09/13	46 Samaje Perine	vs. CIN	10/24
Passing Long	49 Lamar Jackson ...1 more.	at DEN	10/03	82 Joe Burrow	vs. CIN	10/24
Touchdown Pass Long	49 Lamar Jackson	at DEN	10/03	82 Joe Burrow	vs. CIN	10/24
Longest Reception	49 Marquise Brown ...1 more.	at DEN	10/03	82 Ja'Marr Chase	vs. CIN	10/24
Touchdown Reception	49 Marquise Brown	at DEN	10/03	82 Ja'Marr Chase	vs. CIN	10/24
Interception Return				34 Tyrann Mathieu	vs. KC	09/19
Longest INT Return for TD				34 Tyrann Mathieu	vs. KC	09/19
Longest Own Fumble Return	2 Devin Duvernay	vs. KC	09/19			
Longest Opponent's Fumble Return				49 Xavien Howard	at MIA	11/11
Punt Return	42 Devin Duvernay	at DEN	10/03	13 Darius Phillips ...2 more.	vs. CIN	10/24
Kickoff Return	47 Devin Duvernay	vs. LAC	10/17	98 Kene Nwangwu	vs. MIN	11/07
Punt	57 Sam Koch ...1 more.	at CHI	11/21	69 Ty Long	vs. LAC	10/17
Field Goal	66 Justin Tucker	at DET	09/26	55 Daniel Carlson	at LV	09/13
Field Goal Attempt	66 Justin Tucker	at DET	09/26	55 Daniel Carlson	at LV	09/13

TURNOVER TABLE

DATE	OPPONENT	FORCED TURNOVERS			TURNOVERS CONVERTED					OUTCOME	
		FUM	INTS	TOTAL	TD	FG	PTS.	PTS. PCT.	TD PCT.	NET DIFF.	RESULT
09/13	Baltimore	0	1	1	0	0	0	0.0	0.0	-1	L
	at Las Vegas	2	0	2	2	0	13	100.0	100.0	+1	W
09/19	Baltimore	1	1	2	1	0	6	50.0	100.0	0	W
	Kansas City	0	2	2	1	0	7	50.0	100.0	0	L
09/26	Baltimore	0	0	0	0	0	0	0.0	0.0	-1	W
	at Detroit	0	1	1	0	1	3	100.0	0.0	+1	L
10/03	Baltimore	0	1	1	0	0	0	0.0	0.0	+1	W
	at Denver	0	0	0	0	0	0	0.0	0.0	-1	L
10/11	Baltimore	1	0	1	0	0	0	0.0	0.0	0	W
	Indianapolis	1	0	1	1	0	6	100.0	100.0	0	L
10/17	Baltimore	0	1	1	0	0	0	0.0	0.0	-1	W
	L.A. Chargers	0	2	2	1	0	6	50.0	100.0	+1	L
10/24	Baltimore	0	1	1	0	0	0	0.0	0.0	+1	L
	Cincinnati	0	0	0	0	0	0	0.0	0.0	-1	W
11/07	Baltimore	0	0	0	0	0	0	0.0	0.0	-2	W
	Minnesota	0	2	2	0	1	3	50.0	0.0	+2	L
11/11	Baltimore	0	0	0	0	0	0	0.0	0.0	-2	L
	at Miami	1	1	2	1	0	6	50.0	100.0	+2	W
11/21	Baltimore	1	0	1	0	1	3	100.0	0.0	0	W
	at Chicago	0	1	1	0	0	0	0.0	0.0	0	L
11/28	Baltimore	2	0	2	0	0	0	0.0	0.0	-2	W
	Cleveland	0	4	4	0	1	3	25.0	0.0	+2	L
12/05	at Pittsburgh	--	--	--	--	--	--	--	--	--	--
12/12	at Cleveland	--	--	--	--	--	--	--	--	--	--
12/19	Green Bay	--	--	--	--	--	--	--	--	--	--
12/26	at Cincinnati	--	--	--	--	--	--	--	--	--	--
01/02	L.A. Rams	--	--	--	--	--	--	--	--	--	--
01/09	Pittsburgh	--	--	--	--	--	--	--	--	--	--
	RAVENS	5	5	10	1	1	9	20.0	50.0	-7	8-3
	OPPONENTS	4	13	17	6	3	47	52.9	66.7	+7	3-8



INSIDE THE 20

RAVENS																			
Date	Opponent	Pos	TD	PAT	2-Pt.	Miss PAT	FG	FGA	Blk/MFG	INT	Fum	Dwns	Drive Ends			Pts	TD%	Score Pct.	Pts/Poss
09/13	at Las Vegas	2	2	2	0	0	0	0	0	0	0	0	0	0	0	14	100.0	100.0	7.0
09/19	Kansas City	4	4	2	0	0	0	0	0	0	0	0	0	0	0	26	100.0	100.0	6.5
09/26	at Detroit	2	1	1	0	0	1	1	0	0	0	0	0	0	0	10	50.0	100.0	5.0
10/03	at Denver	3	1	1	0	0	2	2	0	0	0	0	0	0	0	13	33.3	100.0	4.3
10/11	Indianapolis	5	3	0	2	0	1	1	0	0	1	0	0	0	0	25	60.0	80.0	5.0
10/17	L.A. Chargers	5	4	4	0	0	1	1	0	0	0	0	0	0	0	31	80.0	100.0	6.2
10/24	Cincinnati	1	1	1	0	0	0	0	0	0	0	0	0	0	0	7	100.0	100.0	7.0
11/07	Minnesota	6	4	4	0	0	2	2	0	0	0	0	0	0	0	34	66.7	100.0	5.7
11/11	at Miami	2	1	1	0	0	0	0	0	1	0	0	0	0	0	7	50.0	50.0	3.5
11/21	at Chicago	3	1	1	0	0	2	2	0	0	0	0	0	0	0	13	33.3	100.0	4.3
11/28	Cleveland	2	1	1	0	0	1	1	0	0	0	0	0	0	0	10	50.0	100.0	5.0
12/05	at Pittsburgh	--	--	--	--	--	--	--	--	--	--	--	--	--	--	--	--	--	--
12/12	at Cleveland	--	--	--	--	--	--	--	--	--	--	--	--	--	--	--	--	--	--
12/19	Green Bay	--	--	--	--	--	--	--	--	--	--	--	--	--	--	--	--	--	--
12/26	at Cincinnati	--	--	--	--	--	--	--	--	--	--	--	--	--	--	--	--	--	--
01/02	L.A. Rams	--	--	--	--	--	--	--	--	--	--	--	--	--	--	--	--	--	--
01/09	Pittsburgh	--	--	--	--	--	--	--	--	--	--	--	--	--	--	--	--	--	--
TOTALS		35	23	18	2	0	10	10	0	1	1	0	0	0	0	190	65.7	94.3	5.4

OPPONENT																			
Date	Opponent	Pos	TD	PAT	2-Pt.	Miss PAT	FG	FGA	Blk/MFG	INT	Fum	Dwns	Drive Ends			Pts	TD%	Score Pct.	Pts/Poss
09/13	at Las Vegas	6	3	3	0	0	1	1	0	1	0	1	0	0	0	24	50.0	66.7	4.0
09/19	Kansas City	1	1	1	0	0	0	0	0	0	0	0	0	0	0	7	100.0	100.0	7.0
09/26	at Detroit	3	2	2	0	0	1	1	0	0	0	0	0	0	0	17	66.7	100.0	5.7
10/03	at Denver	2	1	1	0	0	0	0	0	1	0	0	0	0	0	7	50.0	50.0	3.5
10/11	Indianapolis	4	1	0	0	0	1	2	1	0	1	0	0	0	0	9	25.0	50.0	2.3
10/17	L.A. Chargers	2	1	0	0	1	0	0	0	0	0	1	0	0	0	6	50.0	50.0	3.0
10/24	Cincinnati	2	0	0	0	0	1	1	0	1	0	0	0	0	0	3	0.0	50.0	1.5
11/07	Minnesota	3	2	2	0	0	1	1	0	0	0	0	0	0	0	17	66.7	100.0	5.7
11/11	at Miami	4	1	1	0	0	3	3	0	0	0	0	0	0	0	16	25.0	100.0	4.0
11/21	at Chicago	1	0	0	0	0	0	1	1	0	0	0	0	0	0	0	0.0	0.0	0.0
11/28	Cleveland	0	0	0	0	0	0	0	0	0	0	0	0	0	0	0	0.0	0.0	0.0
12/05	at Pittsburgh	--	--	--	--	--	--	--	--	--	--	--	--	--	--	--	--	--	--
12/12	at Cleveland	--	--	--	--	--	--	--	--	--	--	--	--	--	--	--	--	--	--
12/19	Green Bay	--	--	--	--	--	--	--	--	--	--	--	--	--	--	--	--	--	--
12/26	at Cincinnati	--	--	--	--	--	--	--	--	--	--	--	--	--	--	--	--	--	--
01/02	L.A. Rams	--	--	--	--	--	--	--	--	--	--	--	--	--	--	--	--	--	--
01/09	Pittsburgh	--	--	--	--	--	--	--	--	--	--	--	--	--	--	--	--	--	--
TOTALS		28	12	10	0	1	8	10	2	3	1	2	0	0	0	106	42.9	71.4	3.8



FIRST DOWNS GAINED

PLAYER	RUSH	REC.	TOTAL	3RD DOWN CONVERSION	4TH DOWN CONVERSION
Lamar Jackson	44	0	44	13	4
Mark Andrews	0	42	42	7	0
Marquise Brown	1	30	31	6	0
Devonta Freeman	20	6	26	3	1
Latavius Murray	22	0	22	3	0
Rashod Bateman	0	18	18	3	0
Devin Duvernay	3	11	14	5	0
Sammy Watkins	0	14	14	3	1
Ty'Son Williams	8	4	12	1	1
Le'Veon Bell	8	0	8	3	0
Patrick Ricard	2	3	5	2	1
James Proche II	0	5	5	3	0
Josh Oliver	0	4	4	0	0
Tyler Huntley	3	0	3	1	1
Team (by penalty)	--	--	19	--	--
2021 TOTALS	111	137	267	53	9

COMPLETIONS BY DISTANCE

2021 REGULAR SEASON

DATE	OPPONENT	QUARTERBACK	LOSS	0-9	10-19	20-29	30-39	40-49	50+
September 13, 2021	at Las Vegas	Jackson	--	10	5 (1)	3	--	1	--
September 19, 2021	Kansas City	Jackson	1	7	6	3	--	1 (1)	--
September 26, 2021	at Detroit	Jackson	--	6	4 (1)	3	2	1	--
October 03, 2021	at Denver	Jackson	--	10	7	2	2	1 (1)	--
October 11, 2021	Indianapolis	Jackson	--	20 (3)	12	4	--	1 (1)	--
October 17, 2021	L.A. Chargers	Jackson	--	13 (1)	4	2	--	--	--
October 24, 2021	Cincinnati	Jackson	--	4	5	4	2 (1)	--	--
		Huntley	1	1	3	--	--	--	
November 07, 2021	Minnesota	Jackson	1	15 (3)	7	4	--	--	--
November 11, 2021	at Miami	Jackson	--	18 (1)	6	1	1	--	--
November 21, 2021	at Chicago	Huntley	2	15	7	2	--	--	--
November 28, 2021	Cleveland	Jackson	1	14	4 (1)	--	1	--	--
December 05, 2021	at Pittsburgh	--	--	--	--	--	--	--	--
December 12, 2021	at Cleveland	--	--	--	--	--	--	--	--
December 19, 2021	Green Bay	--	--	--	--	--	--	--	--
December 26, 2021	at Cincinnati	--	--	--	--	--	--	--	--
January 02, 2022	L.A. Rams	--	--	--	--	--	--	--	--
January 09, 2022	Pittsburgh	--	--	--	--	--	--	--	--
PLAYER TOTALS		Jackson	3	117 (8)	60 (3)	26	8 (1)	5 (3)	--
		Huntley	3	16	10	2	--	--	--
TEAM TOTALS			6	133 (8)	70 (3)	28	8 (1)	5 (3)	--

THE LAST TIME IT HAPPENED

BY RAVENS		BY OPPONENT
RUSHING		
* Never Has Happened *	300 YARDS RUSHING	* Never Has Happened *
204 YDs, Ray Rice @ Cleveland, 12/04/11	200 YARDS RUSHING	* Never Has Happened *
120 YDs, Lamar Jackson vs. Minnesota, 11/07/21	100 YARDS RUSHING	110 YDs, Dalvin Cook vs. Minnesota, 11/07/21
120 YDs/79 YDs, Lamar Jackson/Devonta Freeman vs. Minnesota, 11/07/21	75+ YARD RUSHING	110 YDs, Dalvin Cook vs. Minnesota, 11/07/21
* Never Has Happened *	FIVE TOUCHDOWNS RUSHING	* Never Has Happened *
* Never Has Happened *	FOUR TOUCHDOWNS RUSHING	* Never Has Happened *
3 TDs, Mark Ingram II: (2, 19, 1) @ Kansas City, 09/22/19	THREE TOUCHDOWNS RUSHING	3 TDs, Nick Chubb: (14, 2, 88) vs. Cleveland, 09/29/19
2 TDs, Lamar Jackson: (2, 1) vs. Kansas City, 09/19/21	TWO TOUCHDOWNS RUSHING	2 TDs, Josh Jacobs: (2, 15) @ Las Vegas, 09/13/21
Lamar Jackson: (5, 17)/Gus Edwards: (11, 19) @ Cleveland, 12/14/20	TWO PLAYERS WITH TWO TD RUSHING	* Never Has Happened *
404 YDs, Baltimore 38, Cincinnati 3 @ Cincinnati, 01/03/21	OVER 400 YARDS RUSHING (TEAM)	* Never Has Happened *
308 YDs, Baltimore 48, Detroit 3 vs. Detroit, 12/13/09	300-399 YARDS RUSHING (TEAM)	* Never Has Happened *
247 YDs, Baltimore 34, Minnesota 31 vs. Minnesota, 11/07/21	200-299 YARDS RUSHING (TEAM)	231 YDs, Chicago 27, Baltimore 24 vs. Chicago, 10/15/17
RECEIVING		
147 YDs/125 YDs, Mark Andrews/Marquise Brown vs. Indianapolis, 10/11/21	TWO 100-YARD RECEIVERS	121 YDs/104 YDs, Darnell Mooney/Marquise Goodwin @ Chicago, 11/21/21
258 YDs, Qadry Ismail @ Pittsburgh, 12/12/99	200 YARDS RECEIVING	201 YDs, Ja'Marr Chase vs. Cincinnati, 10/24/21
186 YDs, Steve Smith vs. Cincinnati, 09/27/15	150 YARDS RECEIVING	201 YDs, Ja'Marr Chase vs. Cincinnati, 10/24/21
116 YDs, Marquise Brown vs. Minnesota, 11/07/21	100 YARDS RECEIVING	111 YDs, Jarvis Landry vs. Cleveland, 11/28/21
* Never Has Happened *	FIVE TOUCHDOWN RECEPTIONS	* Never Has Happened *
4 TDs, Marcus Robinson: (13, 50, 25, 9) vs. Seattle, 11/23/03	FOUR TOUCHDOWN RECEPTIONS	* Never Has Happened *
3 TDs, Torrey Smith: (74, 41, 18) @ St. Louis, 09/25/11	THREE TOUCHDOWN RECEPTIONS	3 TDs, A.J. Green: (4, 32, 7) @ Cincinnati, 09/13/18
2 TDs/2 TDs, Marquise Brown: (43, 5)/Mark Andrews: (5, 4) vs. Indianapolis, 10/11/21	TWO TOUCHDOWN RECEPTIONS	2 TDs, C.J. Uzomah: (55, 32) vs. Cincinnati, 10/24/21
Marquise Brown: (43, 5)/Mark Andrews: (5, 4) vs. Indianapolis, 10/11/21	TWO PLAYERS WITH TWO TD RECEPTIONS	Doug Baldwin: (14, 22, 16)/Tyler Lockett: (8, 49) vs. Seattle, 12/13/15
PASSING		
* Never Has Happened *	500 YARDS PASSING	506 YDs, Ben Roethlisberger @ Pittsburgh, 12/10/17
442 YDs, Lamar Jackson vs. Indianapolis, 10/11/21	400 YARDS PASSING	416 YDs, Joe Burrow vs. Cincinnati, 10/24/21
442 YDs, Lamar Jackson vs. Indianapolis, 10/11/21	300 YARDS PASSING	416 YDs, Joe Burrow vs. Cincinnati, 10/24/21
* Never Has Happened *	SEVEN TOUCHDOWN PASSES	7 TDs, Peyton Manning: (24, 23, 28, 5, 2, 26, 78) @ Denver, 09/05/13
* Never Has Happened *	SIX TOUCHDOWN PASSES	6 TDs, Ben Roethlisberger: (5, 19, 47, 54, 18, 33) @ Pittsburgh, 11/02/14
5 TDs, Lamar Jackson: (5, 1, 24, 33, 10) vs. N.Y. Jets, 12/12/19	FIVE TOUCHDOWN PASSES	5 TDs, Russell Wilson: (8, 14, 22, 49, 16) vs. Seattle, 12/13/15
4 TDs, Lamar Jackson: (43, 5, 4, 5) vs. Indianapolis, 10/11/21	FOUR TOUCHDOWN PASSES	4 TDs, Patrick Mahomes: (5, 20, 49, 2) vs. Kansas City, 09/28/20
3 TDs, Lamar Jackson: (5, 1, 5) vs. Minnesota, 11/07/21	THREE TOUCHDOWN PASSES	3 TDs, Joe Burrow: (55, 32, 82) vs. Cincinnati, 10/24/21
56 ATT., Joe Flacco @ Cleveland, 10/07/18	50+ PASS ATTEMPTS	56 ATT., Derek Carr @ Las Vegas, 09/13/21

THE LAST TIME IT HAPPENED

43 ATT., Lamar Jackson @ Miami, 11/11/21	40+ PASS ATTEMPTS	56 ATT., Derek Carr @ Las Vegas, 09/13/21
4 INTs, Lamar Jackson vs. Cleveland, 11/28/21	FOUR INTERCEPTIONS THROWN	4 INTs, Andy Dalton @ Cincinnati, 09/10/17
4 INTs, Lamar Jackson vs. Cleveland, 11/28/21	THREE INTERCEPTIONS THROWN	3 INTs, Baker Mayfield vs. Cleveland, 12/30/18
4 INTs, Lamar Jackson vs. Cleveland, 11/28/21	TWO INTERCEPTIONS THROWN	2 INTs, Brandon Allen @ Cincinnati, 01/03/21

BY RAVENS BY OPPONENT

COMBINED YARDS

107 YDs/324 YDs, Mark Ingram II/Lamar Jackson @ Miami, 09/08/19	100-YARD RUSHER AND 300-YARD PASSER	165 YDs/342 YDs, Nick Chubb/Baker Mayfield vs. Cleveland, 09/29/19
147/125 YDs/442 YDs, Mark Andrews/Marquise Brown/Lamar Jackson vs. Indianapolis, 10/11/21	100-YARD RECEIVER AND 300-YARD PASSER	201 YDs/416 YDs, Ja'Marr Chase/Joe Burrow vs. Cincinnati, 10/24/21
120 YDs/116 YDs, Lamar Jackson/Marquise Brown vs. Minnesota, 11/07/21	100-YARD RUSHER AND 100-YARD RECEIVER	133 YDs/113 YDs, Derrick Henry/Corey Davis vs. Tennessee, 11/22/20
107 YDs/324 YDs/108 YDs, Mark Ingram II/Lamar Jackson Mark Andrews @ Miami, 09/08/19	100-YARD RUSHER, 300-YARD PASSER, 100-YARD RECEIVER	165 YDs/342 YDs/167 YDs, Nick Chubb/Baker Mayfield Jarvis Landry vs. Cleveland, 09/29/19

BY RAVENS BY OPPONENT

DEFENSE

89 YDs, Marcus Peters: (3:55) 5-R.Finley pass short right intended for 12-A.Erickson INTERCEPTED by 24-M.Peters at BLT 11. 24-M.Peters for 89 yards, TOUCHDOWN. @ Cincinnati, 11/10/19	INTERCEPTED PASS RETURNED FOR A TOUCHDOWN	34 YDs, Tyrann Mathieu: (14:19) (Shotgun) 8-L.Jackson pass short right intended for 14-S.Watkins INTERCEPTED by 32-T.Mathieu at BLT 34. 32-T.Mathieu for 34 yards, TOUCHDOWN. vs. Kansas City, 09/19/21
65 YDs, Chuck Clark: (1:28) (Shotgun) 28-J.Taylor right end to BLT 36 for 9 yards (40-M.Harrison, 24-M.Peters). FUMBLES (24-M.Peters), RECOVERED by BLT-36-C.Clark at BLT 35. 36-C.Clark for 65 yards, TOUCHDOWN. @ Indianapolis, 11/08/20	FUMBLE RETURNED FOR A TOUCHDOWN	49 YDs, Xavien Howard: (11:40) (Shotgun) L.Jackson pass short right to S.Watkins to 50 for 8 yards (X.Howard). FUMBLES (X.Howard), RECOVERED by MIA-X.Howard at BLT 49. X.Howard for 49 yards, TOUCHDOWN. @ Miami, 11/11/21
Matthew Judon: (11:01) 15-G.Minshew II sacked in End Zone for -3 yards, SAFETY (99-M.Judon). vs. Jacksonville, 12/20/20	SAFETY SCORED	Malcom Brown: (10:53) 30-K.Dixon right tackle tackled in End Zone for -1 yards, SAFETY (90-M.Brown, 23-P.Chung). @ New England, 12/12/16
Baltimore 21, Tennessee 0 @ Tennessee, 10/14/18	SHUTOUT	Tampa Bay 25, Baltimore 0 vs. Tampa Bay, 09/15/02
4.0 SK, Peter Boulware vs. Minnesota, 01/07/02	FOUR SACK GAME	4.0 SK, Antwan Barnes @ San Diego, 12/18/11
3.0 SK, Calais Campbell @ Philadelphia, 10/18/20	THREE SACK GAME	3.5 SK, Robert Quinn @ Chicago, 11/21/21
2.0 SK, Tyus Bowser @ Chicago, 11/21/21	TWO SACK GAME	3.5 SK, Robert Quinn @ Chicago, 11/21/21
89t YDs, Marcus Peters @ Cincinnati, 11/10/19	70+ YARD INTERCEPTION RETURN	89t YDs, Darqueze Dennard vs. Cincinnati, 12/31/17
2 INTs, Jimmy Smith vs. Cleveland, 12/30/18	TWO INTERCEPTIONS	2 INTs, Kyzir White vs. L.A. Chargers, 10/17/21
* Never Has Happened *	THREE INTERCEPTIONS	3 INTs, Anthony Henry vs. Cleveland, 11/18/01
* Never Has Happened *	FOUR INTERCEPTIONS	* Never Has Happened *
90 YDs, Pittsburgh 19, Baltimore 14 @ Pittsburgh, 12/02/20	LESS THAN 100 NET PASSING YARDS	48 YDs, Baltimore 38, Cincinnati 3 @ Cincinnati, 01/03/21
131 YDs, Baltimore 26, Atlanta 16 @ Atlanta, 12/02/18	LESS THAN 150 YARDS NET OFFENSE	146 YDs, Jacksonville 12, Baltimore 7 @ Jacksonville, 10/24/11
195 YDs, Baltimore 38, Cincinnati 3 @ Cincinnati, 01/03/21	LESS THAN 200 YARDS NET OFFENSE	186 YDs, Jacksonville 44, Baltimore 7 @ Jacksonville, 09/24/17
262 YDs, Baltimore 16, Cleveland 10 vs. Cleveland, 11/28/21	LESS THAN 300 YARDS NET OFFENSE	299 YDs, Baltimore 16, Chicago 13 @ Chicago, 11/21/21
3 TO, Baltimore 27, Cincinnati 3 vs. Cincinnati, 10/11/20	FORCED THREE+ TURNOVERS	4 TO, Baltimore 16, Cleveland 10 vs. Cleveland, 11/28/21

BY RAVENS BY OPPONENT

SPECIAL TEAMS

93 YDs, Devin Duvernay: 7-H.Butker kicks 58 yards from KC 35 to BLT 7. 13-D.Duvernay for 93 yards, TOUCHDOWN. vs. Kansas City, 09/28/20	KICKOFF RETURNED FOR A TOUCHDOWN	98 YDs, Kene Nwangwu: 9-J.Tucker kicks 63 yards from BLT 35 to MIN 02. 26-K.Nwangwu for 98 yards, TOUCHDOWN. vs. Minnesota, 11/07/21
---	----------------------------------	--

THE LAST TIME IT HAPPENED

70 YDs, Cyrus Jones: (13:01) (Punt formation) 5-J.Townsend punts 52 yards to BLT 30, Center-47-T.Sieg. 27-C.Jones for 70 yards, TOUCHDOWN. vs. Oakland, 11/25/18

PUNT RETURNED FOR A TOUCHDOWN

85 YDs, Jamison Crowder: (5:11) (Punt formation) 4-S.Koch punts 45 yards to WAS 15, Center-46-M.Cox. 80-J.Crowder for 85 yards, TOUCHDOWN. vs. Washington, 10/09/16

Brent Urban: (:03) 6-T.Coons 51 yard field goal is BLOCKED (96-B.Urban), Center-47-C.Hughlett, Holder-8-A.Lee, RECOVERED by BLT-33-W.Hill at BLT 36. 33-W.Hill for 64 yards, TOUCHDOWN. @ Cleveland, 11/30/15

BLOCKED FIELD GOAL RETURNED FOR A TOUCHDOWN

* Never Has Happened *

Javorius Allen: (13:44) (Punt formation) 4-J.Berry punt is BLOCKED by 37-J.Allen, Center-60-G.Warren, RECOVERED by BLT-10-C.Moore at PIT 14. 10-C.Moore for 14 yards, TOUCHDOWN. vs. Pittsburgh, 11/06/16

BLOCKED PUNT RETURNED FOR A TOUCHDOWN

Tarell Basham: (12:13) (Punt formation) 4-S.Koch punt is BLOCKED by 93-T.Basham, Center-46-M.Cox, RECOVERED by NYJ-49-B.Bello at BLT 14. 49-B.Bello for 14 yards, TOUCHDOWN. vs. N.Y. Jets, 12/12/19

66 YDs, Justin Tucker: (:03) 9-J.Tucker 66 yard field goal is GOOD, Center-46-N.Moore, Holder-4-S.Koch. @ Detroit, 09/26/21

MADE FIELD GOAL OF 60 YARDS OR LONGER

* Never Has Happened *

52 YDs, Justin Tucker: (:29) 9-J.Tucker 52 yard field goal is GOOD, Center-46-N.Moore, Holder-4-S.Koch. vs. Cleveland, 11/28/21

MADE FIELD GOAL OF 50-59 YARDS

52 YDs, Evan McPherson: (5:13) 2-E.McPherson 52 yard field goal is GOOD, Center-46-C.Harris, Holder-10-K.Huber. vs. Cincinnati, 10/24/21

48 YDs, Justin Tucker: (:05) (Field Goal formation) 9-J.Tucker 48 yard field goal is BLOCKED (21-D.Ward), Center-46-M.Cox, Holder-4-S.Koch, recovered by BLT-46-M.Cox at CLV 7. @ Cleveland, 10/07/18

BLOCKED FIELD GOAL

37 YDs, Rodrigo Blankenship: (4:37) 3-R.Blankenship 37 yard field goal is BLOCKED (93-C.Campbell), Center-46-L.Rhodes, Holder-8-R.Sanchez, RECOVERED by BLT-23-A.Averett at BLT 25. vs. Indianapolis, 10/11/21

Sam Koch: (12:13) (Punt formation) 4-S.Koch punt is BLOCKED by 93-T.Basham, Center-46-M.Cox, RECOVERED by NYJ-49-B.Bello at BLT 14. 49-B.Bello for 14 yards, TOUCHDOWN. vs. N.Y. Jets, 12/12/19

BLOCKED PUNT

Jordan Berry: (13:44) (Punt formation) 4-J.Berry punt is BLOCKED by 37-J.Allen, Center-60-G.Warren, RECOVERED by BLT-10-C.Moore at PIT 14. 10-C.Moore for 14 yards, TOUCHDOWN. vs. Pittsburgh, 11/06/16

Justin Tucker: 9-J.Tucker extra point is No Good, Wide Left, Center-46-M.Cox, Holder-4-S.Koch. vs. N.Y. Jets, 12/12/19

MISSED POINT AFTER TOUCHDOWN ATTEMPT

Tristan Vizcaino: 16-T.Vizcaino extra point is No Good, Wide Right, Center-54-M.Overton, Holder-1-T.Long. vs. L.A. Chargers, 10/17/21

Patrick Murray [Lawrence Guy blocked]: 2-P.Murray extra point is Blocked (93-L.Guy), Center-47-C.Hughlett, Holder-4-B.Colquitt. DEFENSIVE TWO-POINT ATTEMPT. 36-T.Young recovered the blocked kick. ATTEMPT SUCCEEDS. @ Cleveland, 09/18/16

POINT AFTER TOUCHDOWN ATTEMPT BLOCKED

Justin Tucker [Vincent Taylor blocked]: 9-J.Tucker extra point is Blocked (96-V.Taylor), Center-46-M.Cox, Holder-4-S.Koch. DEFENSIVE TWO-POINT ATTEMPT. 20-T.Thomas recovered the blocked kick. ATTEMPT FAILS. @ Cleveland, 12/14/20

10 YDs, Matt Stover: kicks onside 10 yards from BLT 30 to BLT 40. RECOVERED by BLT-E.Hartwell vs. Green Bay, 10/14/01

SUCCESSFUL ONSIDE KICK

Johnathan Cyprien: 10-J.Scobee kicks onside 17 yards from JAX 35 to BLT 48. RECOVERED by JAX-37-J.Cyprien. vs. Jacksonville, 12/14/14

6 FG, Justin Tucker: (29, 24, 32, 49, 53, 61) @ Detroit, 12/16/13

SIX FIELD GOALS

6 FG, Kai Forbath: (52, 51, 43, 43, 34, 32) @ Minnesota, 10/22/17

5 FG, Justin Tucker: (48, 29, 48, 45, 39) vs. San Diego, 11/01/15

FIVE FIELD GOALS

6 FG, Kai Forbath: (52, 51, 43, 43, 34, 32) @ Minnesota, 10/22/17

4 FG, Justin Tucker: (39, 50, 32, 66) @ Detroit, 09/26/21

FOUR FIELD GOALS

4 FG, Chris Boswell: (52, 43, 24, 46) @ Pittsburgh, 12/10/17

3 FG, Justin Tucker: (52, 25, 49) vs. Cleveland, 11/28/21

THREE FIELD GOALS

3 FG, Jason Sanders: (31, 22, 29) @ Miami, 11/11/21

73 yds, Sam Koch @ New Orleans, 11/24/14

70+ YARD PUNT

72 yds, Kevin Huber @ Cincinnati, 01/03/21

BY RAVENS

BY OPPONENT

TEAM/MISCELLANEOUS

500 YDs, Baltimore 500, Minnesota 318 vs. Minnesota, 11/07/21

500 TOTAL YARDS OF OFFENSE

520 YDs, Cincinnati 520, Baltimore 393 vs. Cincinnati, 10/24/21

406 YDs, Baltimore 406, Denver 254 @ Denver, 10/03/21

400-499 TOTAL YARDS OF OFFENSE

405 YDs, Baltimore 481, Kansas City 405 vs. Kansas City, 09/19/21

THE LAST TIME IT HAPPENED

ST: (11:20) (Shotgun) L.Jackson pass short right to M.Crabtree for 8 yards, TOUCHDOWN.ST: (8:16) L.Jackson left end for 5 yards, TOUCHDOWN.DEF: (6:11) (No Huddle, Shotgun) D.Carr sacked at OAK 33 for -5 yards (M.Judon). FUMBLES (M.Judon) [M.Judon], RECOVERED by BLT-T.Suggs at OAK 43. T.Suggs for 43 yards, TOUCHDOWN. Suggs' 3rd career touchdown.OFF: (13:01) (Punt formation) J.Townsend punts 52 yards to BLT 30, Center-T.Sieg. C.Jones for 70 yards, TOUCHDOWN. vs. Oakland, 11/25/18

* Never Has Happened *

TOUCHDOWN ON OFFENSE, DEFENSE AND SPECIAL TEAMS

Lamar Jackson/Lamar Jackson: TWO-POINT CONVERSION ATTEMPT. 8-L.Jackson pass to 89-M.Andrews is complete. ATTEMPT SUCCEEDS.TWO-POINT CONVERSION ATTEMPT. 8-L.Jackson pass to 89-M.Andrews is complete. ATTEMPT SUCCEEDS. vs. Indianapolis, 10/11/21

MADE TWO-POINT CONVERSION

Baker Mayfield: TWO-POINT CONVERSION ATTEMPT. 6-B.Mayfield pass to 11-D.Peoples-Jones is complete. ATTEMPT SUCCEEDS. Pass Deflected off 27-K. Hunt @ Cleveland, 12/14/20

Lamar Jackson: TWO-POINT CONVERSION ATTEMPT. 8-L.Jackson rushes left end. ATTEMPT FAILS. vs. Indianapolis, 10/11/21

FAILED TWO-POINT CONVERSION

Andy Dalton: TWO-POINT CONVERSION ATTEMPT. 14-A.Dalton pass to 11-D.Mooney is incomplete. ATTEMPT FAILS. @ Chicago, 11/21/21

Baltimore 59, Miami 10 @ Miami, 09/08/19

50 POINTS

* Never Has Happened *

Baltimore 40, Jacksonville 14 vs. Jacksonville, 12/20/20

40 POINTS

Cincinnati 41, Baltimore 17 vs. Cincinnati, 10/24/21

Baltimore 34, Minnesota 31 vs. Minnesota, 11/07/21

OVERTIME WIN

Las Vegas 33, Baltimore 27 @ Las Vegas, 09/13/21

Las Vegas 33, Baltimore 27 @ Las Vegas, 09/13/21

OVERTIME LOSS

Baltimore 34, Minnesota 31 vs. Minnesota, 11/07/21

Baltimore 10, Philadelphia 10 vs. Philadelphia, 11/16/97

OVERTIME TIE

Baltimore 10, Philadelphia 10 vs. Philadelphia, 11/16/97

0 TO, Cincinnati 41, Baltimore 17 vs. Cincinnati, 10/24/21

NO TURNOVERS

0 TO, Miami 22, Baltimore 10 @ Miami, 11/11/21

40:31 TOP, Baltimore 38, Cincinnati 3 @ Cincinnati, 01/03/21

OVER 40:00 TIME OF POSSESSION (NON-OT)

40:03 TOP, Baltimore 31, Dallas 29 vs. Dallas, 10/14/12

Baltimore 34, L.A. Chargers 6 vs. L.A. Chargers, 10/17/21

WON GAME BY 20+ POINTS

Cincinnati 41, Baltimore 17 vs. Cincinnati, 10/24/21

TEAM RECORD WHEN...

RAVENS 2021 REGULAR SEASON RECORD WHEN...

CATEGORY	2021 SEASON W-L-T	ALL-TIME W-L-T	CATEGORY	2021 SEASON W-L-T	ALL-TIME W-L-T
OVERALL	8-3	233-177-1	IN SEPTEMBER	2-1	54-34
HOME	5-1	143-62-1	IN OCTOBER	3-1	45-53
RAVENS AT M&T BANK STADIUM	5-1	136-54	IN NOVEMBER	3-1	65-43-1
RAVENS ON THE ROAD	3-2	90-115	IN DECEMBER	0-0	63-42
RAVENS OUTDOORS	6-2	223-161-1	IN JANUARY	0-0	6-4
RAVENS INDOORS	1-1	8-16			
			ON SUNDAY NIGHT	2-0	17-13
RAVENS SCORE FIRST	6-2	161-60-1	ON THURSDAY NIGHT	0-1	8-6
OPPONENT SCORES FIRST	2-1	72-117	ON MONDAY NIGHT	1-1	15-13
RAVENS SCORE ON FIRST POSSESSION	2-1	100-49	ON SATURDAY	0-0	4-1
RAVENS SCORE 20 OR MORE POINTS	5-1	185-67			
RAVENS SCORE 19 OR LESS POINTS	3-2	48-110-1	DAY GAMES	5-1	190-144-1
RAVENS ALLOW 20 OR MORE	3-3	58-138	NIGHT GAMES	3-2	43-33
RAVENS ALLOW 19 OR LESS POINTS	5-0	175-39-1			
			VS. AFC NORTH OVERALL	1-1	68-48
RAVENS LEAD AFTER 1ST QUARTER	2-2	138-36-1	VS. AFC NORTH AT HOME	1-1	40-19
RAVENS TRAIL AFTER 1ST QUARTER	3-1	46-98	VS. AFC NORTH ON THE ROAD	0-0	28-29
SCORE TIED AFTER 1ST QUARTER	3-0	49-43			
RAVENS LEAD AT HALFTIME	5-1	181-35-1	VS. AFC	5-3	172-138
RAVENS TRAIL AT HALFTIME	3-2	38-126	VS. AFC EAST	0-1	27-22
SCORE TIED AT HALFTIME	0-0	14-16	VS. AFC SOUTH	1-0	23-18
RAVENS LEAD AFTER 3RD QUARTER	4-1	195-30-1	VS. AFC WEST	3-1	28-22
RAVENS TRAIL AFTER 3RD QUARTER	4-2	32-139			
SCORE TIED AFTER 3RD QUARTER	0-0	6-8	VS. NFC	3-0	61-39-1
GAME GOES TO OVERTIME	2-1	15-15-1	VS. NFC EAST	0-0	17-9-1
			VS. NFC SOUTH	0-0	12-8
RAVENS HAVE + TURNOVER RATIO	1-1	141-25	VS. NFC NORTH	3-0	11-8
RAVENS HAVE - TURNOVER RATIO	4-2	41-115-1	VS. NFC WEST	0-0	18-9
TURNOVER RATIO EVEN	3-0	51-37			
			RAVENS WEARING COLOR RUSH (ALL PURPLE)	0-0	5-0
RAVENS HAVE 30:00+TOP	7-3	169-63-1	RAVENS WEARING BLACK JERSEYS W/ WHITE PANTS	0-0	7-5
RAVENS HAVE LESS THAN 30:00 TOP	1-0	64-114	RAVENS WEARING BLACK JERSEYS W/ BLACK PANTS	1-0	17-5
			RAVENS WEARING BLACK JERSEYS W/ PURPLE PANTS	1-0	2-0
RAVENS HAVE 100-YARD RUSHER	2-0	84-27-1			
RAVENS HAVE 300 NET PASSING YARDS	2-0	23-21			
RAVENS HAVE 300-YARD PASSER	2-0	28-26			
RAVENS HAVE 1 100-YARD RECEIVER	3-0	50-36			
RAVENS HAVE 2 100-YARD RECEIVERS	1-0	3-2			
RAVENS SCORE A KR TD	0-0	5-5			
RAVENS SCORE A PR TD	0-0	12-3			

REPLAY CHALLENGES

RAVENS

Date	Opp.	Initial Ruling	Ruling Challenged	Ruling
9/26	at Det.	J. Goff pass deep left to K. Raymond to BLT 35 for 19 yards (A. Averett) [C. Campbell].	Pass completion	Upheld
10/17	vs. LAC	J. Herbert pass deep left to K. Allen pushed ob at BLT 48 for 21 yards (D. Elliott).	Pass completion	Upheld
10/25	vs. Cin.	J. Burrow deep right pass to J. Chase to BLT 9 for 27 yards (M. Humphrey). FUMBLES (M. Humphrey), ball out of bounds at BLT 5.	Pass completion	Upheld
11/7	vs. Min.	A. Mattison right guard to BLT 48 for -1 yards (P. Queen; C. Clark)	Not down by contact	Reversed – down by contact

TOTALS 1-for-4 (25.0%)

OPPONENTS

Date	Opp.	Initial Ruling	Ruling Challenged	Ruling
9/26	at Det.	J. Goff pass short left to K. Raymond to DET 34 for 1 yard (M. Humphrey).	Short of line to gain	Upheld
9/26	at Det.	L. Stenberg reported in as eligible. J. Williams left tackle to BLT 1 for no gain (P. Queen).	Short of the goal line	Reversed – touchdown
10/11	vs. Ind.	L. Jackson pass short left to M. Andrews to BLT 38 for 7 yards (B. Okereke).	Pass completion	Reversed – incomplete
10/17	vs. LAC	L. Jackson pass short middle to M. Brown to BLT 35 for 4 yards (C. Harris).	First down	Upheld
11/11	at Mia.	L. Jackson pass short left to M. Andrews to BLT 48 for 14 yards (E. Roberts).	Pass completion	Reversed – incomplete

TOTALS 3-for-5 (60.0%)

REPLAY ASSISTANT

Last two minutes of the half and overtime and any touchdown scoring play or turnover

Date	Opp.	Initial Ruling	Ruling Challenged	Ruling
9/13	at LV	D. Carr pass deep right to B. Edwards for 33 yards, TOUCHDOWN.	Runner broke the plane	Reversed – runner did not break the plane
9/26	at Det.	D. Swift right end to DET 43 for -9 yards. FUMBLES, RECOVERED by BLT-B. Washington at BLT 48. B. Washington to DET 39 for 13 yards.	Backward pass	Reversed – pass incomplete
10/11	vs. Ind.	L. Jackson right end to IND 2 for -1 yards (J. Blackmon). FUMBLE (J. Blackmon), RECOVERED by IND-D. Leonard at IND 3. D. Leonard to IND 25 for 22 yards. Lateral to I. Rodgers for 75 yards, TOUCHDOWN.	Backward pass	Reversed – illegal forward pass
11/7	vs. Min.	D. Cook left guard for 1 yard, TOUCHDOWN.	Runner broke the plane	Reversed – runner did not break the plane
11/21	at Chi.	T.Huntley pass short left to D.Duvernay pushed ob at CHI 43 for 9 yards (Ja.Johnson).	Short of the line to gain	Upheld
11/21	at Chi.	A.Dalton sacked at CHI 16 for -9 yards (T.Bowser). FUMBLES (T.Bowser), RECOVERED by BLT-C.Clark at CHI 34. C.Clark for 34 yards, TOUCHDOWN.	Fumble	Reversed – pass incomplete
11/28	vs. Cle.	B. Mayfield pass deep middle to D.Njoku for 20 yards, TOUCHDOWN.	Pass completion	Upheld

TOTALS 2-for-7 (28.6%)

HARBAUGH CAREER CHALLENGE TOTALS

REGULAR SEASON					POSTSEASON				
Year	No.	Reversed	Upheld	Pct.	Year	No.	Reversed	Upheld	Pct.
2008	7	3	4	42.9	2008	3	2	1	66.7
2009	11	6	5	54.6	2009	2	1	1	50.0
2010	9	1	8	11.1	2010	0	0	0	0.0
2011	12	8	4	66.7	2011	1	0	1	0.0
2012	6	3	3	50.0	2012	1	0	1	0.0
2013	12	7	5	58.3	2013	-	-	-	-
2014	8	1	7	12.5	2014	1	1	0	100.0
2015	8	3	5	37.5	2015	-	-	-	-
2016	5	2	3	40.0	2016	-	-	-	-
2017	9	5	4	55.6	2017	-	-	-	-
2018	6	3	3	50.0	2018	1	1	0	100.0
2019	6	0	6	0.0	2019	0	0	0	0.0
2020	6	3	3	50.0	2020	0	0	0	0.0
2021	4	1	3	0.0	2021	-	-	-	-
Total	109	46	63	42.2	Total	7	3	4	42.8



GAME 1: RAVENS 27, RAIDERS 33 (OT)

Baltimore (0-1) • Las Vegas (1-0)

Monday, September 13, 2021 • 8:15 PM EDT • Allegiant Stadium • Las Vegas

Indoors • Attendance: 61,756 • Time: 3:40



Baltimore Ravens	7	7	3	10	0	—	27
Las Vegas Raiders	0	10	0	17	6	—	33

SCORING DRIVES

TEAM	QTR	TIME	SCORING PLAY	BAL	LV
Ravens	1	01:47	T. Williams 35 yd. run (J. Tucker kick) (6-65, 2:59) (2-27, 0:53) (2-27, 0:53)	7	0
Ravens	2	08:52	M. Brown 10 yd. pass from L. Jackson (J. Tucker kick) (6-68, 2:38)	14	0
Raiders	2	04:14	J. Jacobs 2 yd. run (D. Carlson kick) (9-75, 4:38)	14	7
Raiders	2	00:00	D. Carlson 34 yd. Field Goal (9-48, 1:12)	14	10
Ravens	3	08:24	J. Tucker 40 yd. Field Goal (6-16, 2:24)	17	10
Raiders	4	09:18	J. Jacobs 8 yd. run (D. Carlson kick) (5-41, 2:36)	17	17
Ravens	4	06:04	L. Murray 8 yd. run (J. Tucker kick) (6-75, 3:14)	24	17
Raiders	4	03:44	D. Waller 10 yd. pass from D. Carr (D. Carlson kick) (9-75, 2:20)	24	24
Ravens	4	00:37	J. Tucker 47 yd. Field Goal (8-46, 3:07)	27	24
Raiders	4	00:02	D. Carlson 55 yd. Field Goal (5-38, 0:35)	27	27
Raiders	OT	03:38	Z. Jones 31 yd. pass from D. Carr	27	33

LAS VEGAS RAIDERS (HEAD COACH: JON GRUDEN)

OFFENSE			DEFENSE		
WR	11	H. Ruggs III	DE	98	M. Crosby
WR	89	B. Edwards	DT	77	Q. Jefferson
LT	74	K. Miller	DT	90	J. Hankins
LG	76	J. Simpson	DE	91	Y. Ngakoue
C	68	A. James	LB	52	D. Perryman
RG	71	D. Good	LB	42	C. Littleton
RT	70	A. Leatherwood	CB	39	N. Hobbs
TE	83	D. Waller	CB	27	T. Mullen Jr.
QB	4	D. Carr	CB	29	C. Hayward Jr.
RB	28	J. Jacobs	S	25	T. Moehrig
FB	45	A. Ingold	S	24	J. Abram

OFFENSE			DEFENSE		
WR	14	S. Watkins	DT	92	J. Madubuike
WR	5	M. Brown	NT	98	B. Williams
LT	79	R. Stanley	DE	93	C. Campbell
LG	74	T. Phillips	RUSH	50	J. Houston
C	77	B. Bozeman	MLB	6	P. Queen
RG	70	K. Zeiter	WLB	40	M. Harrison
RT	78	A. Villanueva	SAM	54	T. Bowser
TE	89	M. Andrews	SS	36	C. Clark
QB	8	L. Jackson	FS	32	D. Elliott
RB	34	T. Williams	CB	44	M. Humphrey
WR	13	D. Duvernay	CB	23	A. Averett

OFFICIALS: Referee: Shawn Smith (14), **Umpire:** Bryan Neale (92), **Down Judge:** Mark Hittner (28), **Line Judge:** Michael Dolce (123), **Field Judge:** Dyrrol Prisleau (109), **Side Judge:** Dave Hawkshaw (107), **Back Judge:** Dino Paganelli (105), **Replay Official:** Mike Wimmer, **Replay Assistant:** Sebrina Brunson

BALTIMORE RAVENS

PASSING	ATT	CP	YDS	SK/YD	TD	LG	INT	RTG
Lamar Jackson	30	19	235	3/18	1	49	0	98.6
TOTAL	30	19	235	3/18	1	49	0	98.6

RUSHING	ATT	YDS	AVG	LG	TD
Lamar Jackson	12	86	7.2	28	0
Ty'Son Williams	9	65	7.2	35t	1
Latavius Murray	10	28	2.8	8t	1
Trenton Cannon	2	5	2.5	3	0
Marquise Brown	1	5	5.0	5	0
TOTAL	34	189	5.6	35T	2

RECEIVING	NO	YDS	AVG	LG	TD
Marquise Brown	6	69	11.5	29	1
Sammy Watkins	4	96	24.0	49	0
Ty'Son Williams	3	29	9.7	21	0
Mark Andrews	3	20	6.7	10	0
Patrick Ricard	2	15	7.5	9	0
Devin Duvernay	1	6	6.0	6	0
TOTAL	19	235	12.4	49	1

TOP DEFENSE	TOT	SOLO	AST	SCK	YDS	INT
Marlon Humphrey	9	6	3	0.0	0.0	0
Patrick Queen	9	6	3	1.0	13.0	0
Anthony Averett	7	6	1	0.0	0.0	1

FIELD GOALS	FGM/FGA	PERCENT	RESULTS
Justin Tucker	2-2	100.0	40G, 47G
TOTAL	2-2	100.0	

GAME HIGHLIGHTS

- WR Marquise Brown** recorded 6 receptions for 69 yards and 1 TD, adding 1 carry for 5 yards. With his 10-yard TD reception, Brown has 7 TD grabs in his last seven contests (since Week 12, 2020), marking the second-most TD receptions in the NFL over that span (Davante Adams – 8).
- QB Lamar Jackson** finished 19-of-30 for 235 passing yards and 1 TD, adding 12 rushes for 86 yards. With 235 passing yards, Jackson (7,320) passed Vinny Testaverde (7,148) for the third-most career passing yards in franchise history.
- In his Ravens' debut, **RB Latavius Murray** posted 10 carries for 28 yards, including an 8-yard TD run late in the fourth quarter. The score was set up by a 49-yard reception by **WR Sammy Watkins**, who finished his Ravens' debut with 4 receptions for a team-high 96 yards.
- LB Patrick Queen** helped guide Baltimore's defense with a team-high (tied, CB Marlon Humphrey) 9 tackles (6 solo) and 1 sack.
- With **CB Anthony Averett's** overtime INT, the first of his career, Baltimore has forced a turnover in 28 of its last 30 games. It marked the NFL's second goal-line INT in the overtime period since 2001 (when data became available).

LAS VEGAS RAIDERS

PASSING	ATT	CP	YDS	SK/YD	TD	LG	INT	RTG
Derek Carr	56	34	435	3/26	2	37	1	89.5
TOTAL	56	34	435	3/26	2	37	1	89.5

RUSHING	ATT	YDS	AVG	LG	TD
Josh Jacobs	10	34	3.4	15t	2
Marcus Mariota	1	31	31.0	31	0
Kenyan Drake	6	11	1.8	6	0
Derek Carr	4	6	1.5	4	0
TOTAL	21	82	3.9	31	2

RECEIVING	NO	YDS	AVG	LG	TD
Darren Waller	10	105	10.5	24	1
Hunter Renfrow	6	70	11.7	27	0
Kenyan Drake	5	59	11.8	21	0
Bryan Edwards	4	81	20.3	32	0
Alec Ingold	4	22	5.5	9	0
Henry Ruggs III	2	46	23.0	37	0
Zay Jones	2	46	23.0	31t	1
Josh Jacobs	1	6	6.0	6	0
TOTAL	34	435	12.8	37	2

TOP DEFENSE	TOT	SOLO	AST	SCK	YDS	INT
Cory Littleton	10	4	6	0.0	0.0	0
Denzel Perryman	10	5	5	0.0	0.0	0
Johnathan Abram	9	5	4	0.0	0.0	0

FIELD GOALS	FGM/FGA	PERCENT	RESULTS
Daniel Carlson	2-2	100.0	34G, 55G
TOTAL	2-2	100.0	

Team Statistics

	Ravens	Raiders
First Downs	20	26
3rd-Down Eff. (Made/Att/Pct)	3/12/25%	7/15/47%
4th-Down Eff. (Made/Att/Pct)	1/2/50%	0/1/0%
Total Net Yards	406	491
Total Plays	67	80
Yards Per Play	6.1	6.1
Rushes/Net Yards	34/189	21/82
Net Passing	217	409
Pass Attempts/Completions	30/19	56/34
Had Intercepted	0	1
Sacked/Yards Lost	3/18	3/26
Punts/Average	4/44.8	6/52.7
Penalties/Yards	5/71	10/62
Fumbles/Lost	4/2	1/0
Possession Time	32:14	34:08



GAME 2: CHIEFS 35, RAVENS 36

Kansas City (1-1) • Baltimore (1-1)

Sunday, September 19, 2021 • 8:20 PM EDT • M&T Bank Stadium • Baltimore

Clear Temp: 73° F, Humidity: 66%, Wind: ENE 2 mph • Attendance: 70,417 • Time: 3:02



Kansas City Chiefs	14	7	14	0	—	35
Baltimore Ravens	7	10	7	12	—	36

SCORING DRIVES

TEAM	QTR	TIME	SCORING PLAY	KC	BAL
Chiefs	1	14:10	T.Mathieu 34 yd. interception return (H.Butker kick)	7	0
Ravens	1	10:36	D.Duvernay 2 yd. fumble recovery (J.Tucker kick) (6-75, 3:34)	7	7
Chiefs	1	06:05	D.Robinson 33 yd. pass from P.Mahomes (H.Butker kick) (8-92, 4:31)	14	7
Ravens	2	03:21	L.Murray 5 yd. run (J.Tucker kick) (9-72, 5:31)	14	14
Chiefs	2	00:51	Da.Williams 2 yd. run (H.Butker kick) (7-67, 2:30)	21	14
Ravens	2	00:03	J.Tucker 43 yd. Field Goal (7-50, 0:48)	21	17
Chiefs	3	11:53	B.Pringle 40 yd. pass from P.Mahomes (H.Butker kick) (5-74, 3:07)	28	17
Ravens	3	09:30	M.Brown 42 yd. pass from L.Jackson (J.Tucker kick) (4-75, 2:23)	28	24
Chiefs	3	06:50	T.Kelce 46 yd. pass from P.Mahomes (H.Butker kick) (6-75, 2:40)	35	24
Ravens	4	14:13	L.Jackson 2 yd. run (pass failed) (5-56, 2:48)	35	30
Ravens	4	03:14	L.Jackson 1 yd. run (pass failed) (14-68, 8:02)	35	36

KANSAS CITY CHIEFS (HEAD COACH: ANDY REID)

OFFENSE			DEFENSE		
WR	10	T. Hill	RDE	55	F. Clark
WR	17	M. Hardman	RDT	91	D. Nnadi
LT	57	O. Brown	LDT	90	J. Reed
LG	62	J. Thuney	LDE	95	C. Jones
C	52	C. Humphrey	LB	54	N. Bolton
RG	65	T. Smith	LB	53	A. Hitchens
RT	67	L. Niang	LB	56	B. Niemann
TE	87	T. Kelce	LCB	35	C. Ward
WR	11	D. Robinson	RCB	38	L. Sneed
QB	15	P. Mahomes	S	49	D. Sorensen
RB	25	C. Edwards-Helaire	S	32	T. Mathieu

BALTIMORE RAVENS (HEAD COACH: JOHN HARBAUGH)

OFFENSE			DEFENSE		
WR	14	S. Watkins	NT	98	B. Williams
WR	5	M. Brown	DE	93	C. Campbell
LT	78	A. Villanueva	RUSH	50	J. Houston
LG	72	B. Powers	MLB	6	P. Queen
C	77	B. Bozeman	WLB	40	M. Harrison
RG	70	K. Zeiter	SAM	54	T. Bowser
RT	65	P. Mekari	SS	36	C. Clark
QB	8	L. Jackson	FS	32	D. Elliott
FB	42	P. Ricard	CB	44	M. Humphrey
RB	34	T. Williams	CB	23	A. Averett
WR	13	D. Duvernay	DB	25	T. Young

OFFICIALS: Referee: Clete Blakeman (34), **Back Judge:** Perry Paganelli (46), **Field Judge:** Scott Edwards (3), **Umpire:** Tab Slaughter (110), **Down Judge:** Dana McKenzie (8), **Side Judge:** Clay Reynard (18), **Line Judge:** Julian Mapp (10), **Replay Assistant:** Chad Adams

KANSAS CITY CHIEFS

PASSING	ATT	CP	YDS	SK/YD	TD	LG	INT	RTG
Patrick Mahomes	31	24	343	0/0	3	46t	1	131.5
TOTAL	31	24	343	0/0	3	46T	1	131.5

RUSHING	ATT	YDS	AVG	LG	TD
Clyde Edwards-Helaire	13	46	3.5	9	0
Tyreek Hill	1	15	15.0	15	0
Patrick Mahomes	1	3	3.0	3	0
Darrel Williams	3	-2	-0.7	2t	1
TOTAL	18	62	3.4	15	1

RECEIVING	NO	YDS	AVG	LG	TD
Travis Kelce	7	109	15.6	46t	1
Mecole Hardman	5	55	11.0	19	0
Demarcus Robinson	3	46	15.3	33t	1
Tyreek Hill	3	14	4.7	7	0
Byron Pringle	2	63	31.5	40t	1
Blake Bell	1	20	20.0	20	0
Jerick McKinnon	1	14	14.0	14	0
Jody Fortson	1	11	11.0	11	0
Michael Burton	1	11	11.0	11	0
TOTAL	24	343	14.3	46T	3

TOP DEFENSE	TOT	SOLO	AST	SCK	YDS	INT
Anthony Hitchens	12	8	4	0.0	0.0	0
Daniel Sorensen	10	7	3	1.0	9.0	0
Nick Bolton	9	8	1	0.0	0.0	0

FIELD GOALS	FGM/FGA	PERCENT	RESULTS
No Field Goals			

BALTIMORE RAVENS

PASSING	ATT	CP	YDS	SK/YD	TD	LG	INT	RTG
Lamar Jackson	26	18	239	1/9	1	42t	2	78.8
TOTAL	26	18	239	1/9	1	42T	2	78.8

RUSHING	ATT	YDS	AVG	LG	TD
Lamar Jackson	16	107	6.7	21	2
Ty'Son Williams	13	77	5.9	20	0
Latavius Murray	9	36	4.0	8	1
Devonta Freeman	2	29	14.5	31	0
Patrick Ricard	1	2	2.0	2	0
TOTAL	41	251	6.1	31	3

RECEIVING	NO	YDS	AVG	LG	TD
Marquise Brown	6	113	18.8	42t	1
Mark Andrews	5	57	11.4	20	0
Sammy Watkins	4	44	11.0	19	0
Ty'Son Williams	2	16	8.0	9	0
Josh Oliver	1	9	9.0	9	0
TOTAL	18	239	13.3	42T	1

TOP DEFENSE	TOT	SOLO	AST	SCK	YDS	INT
Patrick Queen	8	7	1	0.0	0.0	0
Anthony Averett	4	3	1	0.0	0.0	0
Marlon Humphrey	4	4	0	0.0	0.0	0

FIELD GOALS	FGM/FGA	PERCENT	RESULTS
Justin Tucker	1-1	100.0	43G
TOTAL	1-1	100.0	

GAME HIGHLIGHTS

- Under **John Harbaugh** (since 2008), Baltimore owns a 16-2 record in home primetime games, ranking as the NFL's best winning percentage (.889). The Ravens have won 14 of their last 15 home primetime games, including four straight on Sunday Night Football.
- Baltimore has rushed for 100+ yards in 41 straight games, marking the second-longest streak in pro football history. Also, since **QB Lamar Jackson** became Baltimore's starter, the Ravens have rushed for at least 200 yards in an NFL-high 21 games.
- With his 107 rushing yards on 16 carries (6.7 avg.), **Jackson** eclipsed 3,000 rushing yards in his 48th-career game, becoming the fastest QB in NFL history to reach that mark (Mike Vick – 61 games).
- WR Marquise Brown** posted a game-high 113 receiving yards and 1 TD on 6 catches, marking the third 100-yard game of his career (and his fifth including postseason).
- OLB Odafe Oweh** forced his first-career fumble – also making his first-career fumble recovery on the play – to halt the Chiefs' potential game-winning drive with 1:26 remaining.

Team Statistics

	Chiefs	Ravens
First Downs	22	31
3rd-Down Eff. (Made/Att/Pct)	1/6/17%	6/11/55%
4th-Down Eff. (Made/Att/Pct)	0/0/0%	1/1/100%
Total Net Yards	405	481
Total Plays	49	68
Yards Per Play	8.3	7.1
Rushes/Net Yards	18/62	41/251
Net Passing	343	230
Pass Attempts/Completions	31/24	26/18
Had Intercepted	1	2
Sacked/Yards Lost	0/0	1/9
Punts/Average	3/45.0	2/47.5
Penalties/Yards	5/46	8/55
Fumbles/Lost	2/1	1/0
Possession Time	24:01	35:59



GAME 3: RAVENS 19, LIONS 17

Baltimore (2-1) • Detroit (0-3)

Sunday, September 26, 2021 • 1:00 PM EDT • Ford Field • Detroit

Indoors • Attendance: 50,788 • Time: 3:07



Baltimore Ravens	0	10	6	3	—	19
Detroit Lions	0	0	7	10	—	17

SCORING DRIVES

TEAM	QTR	TIME	SCORING PLAY	BAL	DET
Ravens	2	10:05	J.Tucker 39 yd. Field Goal (6-25, 2:21)	3	0
Ravens	2	03:15	D.Duvernay 19 yd. pass from L.Jackson (J.Tucker kick) (8-65, 3:39)	10	0
Ravens	3	12:16	J.Tucker 50 yd. Field Goal (7-43, 2:44)	13	0
Lions	3	05:21	D.Swift 2 yd. run (R.Santoso kick) (11-75, 6:55)	13	7
Ravens	3	00:41	J.Tucker 32 yd. Field Goal (10-61, 4:40)	16	7
Lions	4	08:16	J.Williams 1 yd. run (R.Santoso kick) (12-75, 7:25)	16	14
Lions	4	01:04	R.Santoso 35 yd. Field Goal (9-62, 4:21)	16	17
Ravens	4	00:00	J.Tucker 66 yd. Field Goal (7-27, 1:04)	19	17

DETROIT LIONS (HEAD COACH: DAN CAMPBELL)

OFFENSE			DEFENSE		
WR	11	K. Raymond	DE	91	M. Brockers
LT	58	P. Sewell	DE	97	N. Williams
LG	73	J. Jackson	NT	54	A. McNeill
C	77	F. Ragnow	ILB	34	A. Anzalone
RG	72	H. Vaitai	ILB	55	D. Barnes
RT	67	M. Nelson	CB	24	A. Oruwariye
TE	80	D. Felts	CB	27	B. Price
TE	88	T. Hockenson	S	25	W. Harris
QB	16	J. Goff	S	21	T. Walker
RB	30	J. Williams	OLB	95	R. Okwara
T	69	W. Holden	OLB	53	C. Harris

BALTIMORE RAVENS (HEAD COACH: JOHN HARBAUGH)

OFFENSE			DEFENSE		
WR	14	S. Watkins	DT	96	B. Washington
LT	78	A. Villanueva	NT	71	J. Ellis
LG	72	B. Powers	DE	93	C. Campbell
C	77	B. Bozeman	RUSH	99	O. Oweh
RG	70	K. Zeitler	MLB	6	P. Queen
RT	65	P. Mekari	WLB	40	M. Harrison
TE	89	M. Andrews	SAM	54	T. Bowser
QB	8	L. Jackson	SS	36	C. Clark
FB	42	P. Ricard	FS	32	D. Elliott
RB	34	T. Williams	CB	44	M. Humphrey
WR	5	M. Brown	CB	23	A. Averett

OFFICIALS: Referee: Scott Novak (1), Down Judge: Derick Bowers (74), Field Judge: Mike Weatherford (116), Back Judge: Terrence Miles (111), Umpire: Ramon George (128), Line Judge: Walt Coleman IV (65), Side Judge: David Meslow (118), Replay Official: Matt Sunstine

BALTIMORE RAVENS

PASSING	ATT	CP	YDS	SK/YD	TD	LG	INT	RTG
Lamar Jackson	31	16	287	4/16	1	41	1	81.0
TOTAL	31	16	287	4/16	1	41	1	81.0

RUSHING	ATT	YDS	AVG	LG	TD
Lamar Jackson	7	58	8.3	31	0
Lataavius Murray	7	28	4.0	8	0
Tyson Williams	5	22	4.4	12	0
Devonta Freeman	3	8	2.7	5	0
TOTAL	22	116	5.3	31	0

RECEIVING	NO	YDS	AVG	LG	TD
Mark Andrews	5	109	21.8	41	0
Sammy Watkins	4	68	17.0	36	0
Marquise Brown	3	53	17.7	37	0
Devin Duvernay	2	22	11.0	19t	1
James Proche II	1	29	29.0	29	0
Josh Oliver	1	6	6.0	6	0
TOTAL	16	287	17.9	41	1

TOP DEFENSE	TOT	SOLO	AST	SCK	YDS	INT
Chuck Clark	12	9	3	1.0	12.0	0
Patrick Queen	7	4	3	0.0	0.0	0
Brandon Stephens	5	2	3	0.0	0.0	0

FIELD GOALS	FGM/FGA	PERCENT	RESULTS
Justin Tucker	4-5	80.0	49WR, 39G, 50G, 32G, 66G
TOTAL	4-5	80.0	

DETROIT LIONS

PASSING	ATT	CP	YDS	SK/YD	TD	LG	INT	RTG
Jared Goff	30	22	217	2/25	0	24	0	93.3
D'Andre Swift	1	0	0	0/0	0	0	0	39.6
TOTAL	31	22	217	2/25	0	24	0	90.4

RUSHING	ATT	YDS	AVG	LG	TD
D'Andre Swift	14	47	3.4	14	1
Jamaal Williams	12	42	3.5	14	1
Jared Goff	1	4	4.0	4	0
TOTAL	27	93	3.4	14	2

RECEIVING	NO	YDS	AVG	LG	TD
D'Andre Swift	7	60	8.6	19	0
Kalif Raymond	6	68	11.3	22	0
Darren Fells	2	35	17.5	24	0
Jamaal Williams	2	25	12.5	15	0
T.J. Hockenson	2	10	5.0	5	0
KhaDarel Hodge	1	9	9.0	9	0
Quintez Cephus	1	8	8.0	8	0
Amon-Ra St. Brown	1	2	2.0	2	0
TOTAL	22	217	9.9	24	0

TOP DEFENSE	TOT	SOLO	AST	SCK	YDS	INT
Will Harris	6	6	0	0.0	0.0	0
Alex Anzalone	5	5	0	1.0	3.0	0
Dean Marlowe	5	4	1	0.0	0.0	0

FIELD GOALS	FGM/FGA	PERCENT	RESULTS
Ryan Santoso	1-1	100.0	35G
TOTAL	1-1	100.0	

GAME HIGHLIGHTS

- **K Justin Tucker's** 66-yard game-winning field goal is the longest field goal made in NFL history, surpassing K Matt Prater's previous NFL record of 64 yards in 2013. Tucker's previous career long, a 61-yarder, was also a game-winner in an 18-16 contest at Detroit (12/16/13).
- This marks Tucker's seventh-career game with multiple 50-plus-yard conversions, tying K Brandon McManus and K Matt Prater for the most in NFL history.
- **QB Lamar Jackson** has recorded either a rushing or passing TD in 39 consecutive games played, marking the longest active streak by a QB.
- With a 31-yard rush this afternoon, his longest since Week 14 of 2020, Jackson now has 19 career rushes of 25-plus yards and surpassed QB Mike Vick (18) for the most such rushes by a QB in his first four seasons in NFL history.
- The Ravens have won 11 straight games against NFC opponents, dating back to Week 13 of 2018 at Atlanta. This ranks as the NFL's longest-active streak in games played against the NFC.

Team Statistics

	Ravens	Lions
First Downs	15	22
3rd-Down Eff. (Made/Att/Pct)	1/10/10%	3/10/30%
4th-Down Eff. (Made/Att/Pct)	1/1/100%	0/0/0%
Total Net Yards	387	285
Total Plays	57	60
Yards Per Play	6.8	4.8
Rushes/Net Yards	22/116	27/93
Net Passing	271	192
Pass Attempts/Completions	31/16	31/22
Had Intercepted	1	0
Sacked/Yards Lost	4/16	2/25
Punts/Average	3/45.7	6/45.5
Penalties/Yards	6/69	7/35
Fumbles/Lost	1/0	0/0
Possession Time	27:26	32:34



GAME 4: RAVENS 23, BRONCOS 7

Baltimore (3-1) • Denver (3-1)

Sunday, October 3, 2021 • 4:25 PM EDT • Empower Field at Mile High • Denver

Sunny Temp: 76° F, Humidity: 12%, Wind: East 9 mph • Attendance: 76,490 • Time: 3:01



Baltimore Ravens	0	17	0	6	—	23
Denver Broncos	0	7	0	0	—	7

SCORING DRIVES

TEAM	QTR	TIME	SCORING PLAY	BAL	DEN
Broncos	2	14:18	N.Fant 3 yd. pass from T.Bridgewater (B.McManus kick) (5-57, 2:07)	0	7
Ravens	2	10:21	L.Murray 11 yd. run (J.Tucker kick) (8-75, 3:57)	7	7
Ravens	2	07:09	M.Brown 49 yd. pass from L.Jackson (J.Tucker kick) (4-60, 1:27)	14	7
Ravens	2	00:00	J.Tucker 40 yd. Field Goal (5-4, 0:31)	17	7
Ravens	4	13:37	J.Tucker 46 yd. Field Goal (13-48, 5:41)	20	7
Ravens	4	01:51	J.Tucker 20 yd. Field Goal (15-78, 6:35)	23	7

DENVER BRONCOS (HEAD COACH: VIC FANGIO)

OFFENSE		DEFENSE	
WR 81	T. Patrick	DE 96	S. Harris
WR 14	C. Sutton	DE 93	D. Jones
TE 87	N. Fant	NT 98	M. Purcell
TE 85	A. Okwuegbunam	SLB 58	V. Miller
LT 72	G. Bolles	WLB 59	M. Reed
LG 77	Q. Meinerz	ILB 45	A. Johnson
C 79	L. Cushmanberry III	ILB 40	J. Strnad
RG 52	N. Muti	LCB 23	K. Fuller
RT 70	B. Massie	RCB 2	P. Surtain II
RB 25	M. Gordon III	SS 22	K. Jackson
QB 5	T. Bridgewater	FS 31	J. Simmons

BALTIMORE RAVENS (HEAD COACH: JOHN HARBAUGH)

OFFENSE		DEFENSE	
WR 14	S. Watkins	DT 92	J. Madubuike
LT 78	A. Villanueva	NT 98	B. Williams
LG 72	B. Powers	DE 93	C. Campbell
C 77	B. Bozeman	RUSH 50	J. Houston
RG 70	K. Zetter	MLB 6	P. Queen
RT 65	P. Mekari	WLB 40	M. Harrison
TE 89	M. Andrews	SAM 54	T. Bowser
QB 8	L. Jackson	SS 36	C. Clark
FB 42	P. Ricard	FS 21	B. Stephens
RB 28	L. Murray	CB 44	M. Humphrey
WR 5	M. Brown	CB 23	A. Averett

OFFICIALS: Referee: Craig Wrolstad (4), Replay Official: Kevin Stine, Down Judge: Jim Mello (48), Side Judge: Jeff Lamberth (21), Umpire: Steve Woods (54), Field Judge: Terry Brown (43), Back Judge: Grantis Bell (27), Down Judge: Tripp Sutter (37)

BALTIMORE RAVENS

PASSING	ATT	CP	YDS	SK/YD	TD	LG	INT	RTG
Lamar Jackson	37	22	316	3/12	1	49t	0	96.2
TOTAL	37	22	316	3/12	1	49T	0	96.2

RUSHING	ATT	YDS	AVG	LG	TD
Lataavius Murray	18	59	3.3	11t	1
Lamar Jackson	7	28	4.0	7	0
Le'Veon Bell	4	11	2.8	4	0
Devonta Freeman	1	4	4.0	4	0
TOTAL	30	102	3.4	11T	1

RECEIVING	NO	YDS	AVG	LG	TD
James Proche II	5	74	14.8	32	0
Mark Andrews	5	67	13.4	24	0
Marquise Brown	4	91	22.8	49t	1
Sammy Watkins	4	49	12.3	20	0
Devin Duvernay	3	31	10.3	17	0
Patrick Ricard	1	4	4.0	4	0
TOTAL	22	316	14.4	49T	1

TOP DEFENSE	TOT	SOLO	AST	SCK	YDS	INT
Chris Board	7	5	2	0.0	0.0	0
Chuck Clark	6	4	2	0.0	0.0	0
Calais Campbell	5	2	3	0.0	0.0	0

FIELD GOALS	FGM/FGA	PERCENT	RESULTS
Justin Tucker	3-3	100.0	40G, 46G, 20G
TOTAL	3-3	100.0	

DENVER BRONCOS

PASSING	ATT	CP	YDS	SK/YD	TD	LG	INT	RTG
Drew Lock	21	12	113	3/15	0	32	1	52.3
Teddy Bridgewater	16	7	65	2/15	1	19	0	76.3
TOTAL	37	19	178	5/30	1	32	1	62.7

RUSHING	ATT	YDS	AVG	LG	TD
Melvin Gordon III	9	56	6.2	14	0
Javonte Williams	7	48	6.9	31	0
Teddy Bridgewater	1	2	2.0	2	0
TOTAL	17	106	6.2	31	0

RECEIVING	NO	YDS	AVG	LG	TD
Noah Fant	6	46	7.7	14	1
Courtland Sutton	3	47	15.7	32	0
Tim Patrick	3	39	13.0	19	0
Javonte Williams	3	11	3.7	9	0
Melvin Gordon III	2	11	5.5	8	0
Kendall Hinton	1	13	13.0	13	0
Albert Okwuegbunam	1	11	11.0	11	0
TOTAL	19	178	9.4	32	1

TOP DEFENSE	TOT	SOLO	AST	SCK	YDS	INT
Kareem Jackson	11	8	3	0.0	0.0	0
Alexander Johnson	8	5	3	0.0	0.0	0
Justin Simmons	8	6	2	0.0	0.0	0

FIELD GOALS	FGM/FGA	PERCENT	RESULTS
	No Field Goals		

GAME HIGHLIGHTS

- The Ravens improved to 3-1 for the ninth time under head coach **John Harbaugh** (since 2008). The nine occasions mark the most 3-1 or better starts by an NFL team through the first four games of a season during that 14-year span (2008-21).
- With 3 FGs, **K Justin Tucker** reached 300 FGM in his 148th-career game, becoming the fastest kicker in NFL history to reach that mark.
- QB Lamar Jackson** threw for 316 yards, marking his second-career 300-yard output and the second-most passing yards in his career (324 yards at Miami; 9/8/19). With 8,162 career passing yards, Jackson surpassed QB Kyle Boller (7,846) for the second-most passing yards in franchise history.
- Jackson is the first QB in NFL history to notch at least 1,000 passing yards (1,077) and 250 rushing yards (279) through a team's first four games of a season.
- CB Anthony Averett** sealed the victory with a fourth-quarter interception in the end zone. It marked his career-high second INT of the season, adding 3 solo tackles.

Team Statistics

	Ravens	Broncos
First Downs	20	15
3rd-Down Eff. (Made/Att/Pct)	7/17/41%	3/14/21%
4th-Down Eff. (Made/Att/Pct)	0/0/0%	0/0/0%
Total Net Yards	406	254
Total Plays	70	59
Yards Per Play	5.8	4.3
Rushes/Net Yards	30/102	17/106
Net Passing	304	148
Pass Attempts/Completions	37/22	37/19
Had Intercepted	0	1
Sacked/Yards Lost	3/12	5/30
Punts/Average	7/47.9	10/49.1
Penalties/Yards	6/55	4/25
Fumbles/Lost	0/0	0/0
Possession Time	33:07	26:53



GAME 5: COLTS 25, RAVENS 31 (OT)

Indianapolis (1-4) • Baltimore (4-1)

Monday, October 11, 2021 • 8:15 PM EDT • M&T Bank Stadium • Baltimore

Cloudy Temp: 69° F, Humidity: 78%, Wind: S 4 mph • Attendance: 70,510 • Time: 3:15



Indianapolis Colts	7	3	12	3	0	—	25
Baltimore Ravens	0	3	6	16	6	—	31

SCORING DRIVES

TEAM	QTR	TIME	SCORING PLAY	IND	BAL
Colts	1	12:59	J.Taylor 76 yd. pass from C.Wentz (R.Blankenship kick) (3-71, 0:23) (10-68, 4:36) (10-68, 4:36)	7	0
Ravens	2	01:36	J.Tucker 23 yd. Field Goal (9-80, 2:49)	7	3
Colts	2	00:00	R.Blankenship 37 yd. Field Goal (8-56, 1:36)	10	3
Colts	3	13:59	M.Pittman 42 yd. pass from C.Wentz (kick failed, wl) (2-73, 1:01)	16	3
Colts	3	03:06	J.Taylor 4 yd. run (pass failed) (6-81, 3:36)	22	3
Ravens	3	00:56	M.Brown 43 yd. pass from L.Jackson (run failed) (5-75, 2:10)	22	9
Colts	4	12:00	R.Blankenship 43 yd. Field Goal (9-55, 3:56)	25	9
Ravens	4	09:38	M.Andrews 5 yd. pass from L.Jackson (L.Jackson-M.Andrews pass) (6-78, 2:22)	25	17
Ravens	4	00:39	M.Andrews 4 yd. pass from L.Jackson (L.Jackson-M.Andrews pass) (11-75, 3:50)	25	25
Ravens	OT	05:24	M.Brown 5 yd. pass from L.Jackson	25	31

INDIANAPOLIS COLTS (HEAD COACH: FRANK REICH)

OFFENSE			DEFENSE		
LT	79	E. Fisher	DE	94	T. Lewis
LG	62	C. Reed	DT	99	D. Buckner
C	78	R. Kelly	NT	90	G. Stewart
RG	64	M. Glowinski	DE	97	A. Muhammad
RT	69	M. Pryor	WLB	53	D. Leonard
TE	81	M. Alie-Cox	MLB	58	B. Okereke
TE	84	J. Doyle	FS	32	J. Blackmon
WR	11	M. Pittman Jr.	SS	42	A. Sendejo
WR	14	Z. Pascal	CB	27	X. Rhodes
QB	2	C. Wentz	CB	34	I. Rodgers
RB	28	J. Taylor	CE	23	K. Moore II

BALTIMORE RAVENS (HEAD COACH: JOHN HARBAUGH)

OFFENSE			DEFENSE		
WR	14	S. Watkins	DT	92	J. Madubuike
WR	5	M. Brown	NT	98	B. Williams
LT	78	A. Villanueva	DE	93	C. Campbell
LG	72	B. Powers	RUSH	50	J. Houston
C	77	B. Bozeman	MLB	6	P. Queen
RG	70	K. Zeiter	WLB	40	M. Harrison
RT	65	P. Mekari	SAM	54	T. Bowser
TE	89	M. Andrews	SS	36	C. Clark
QB	8	L. Jackson	FS	21	B. Stephens
RB	28	L. Murray	CB	44	M. Humphrey
WR	13	D. Duvernay	CB	23	A. Averett

OFFICIALS: Referee: Land Clark (130), Umpire: Paul King (121), Down Judge: Tom Stephan (68), Line Judge: Brian Bolinger (40), Field Judge: Michael Banks (72), Side Judge: Anthony Flemming (90), Back Judge: Greg Meyer (78), Replay Official: Jimmy Oldham, Replay Assistant: Desiree Abrams

INDIANAPOLIS COLTS

PASSING	ATT	CP	YDS	SK/YD	TD	LG	INT	RTG
Carson Wentz	35	25	402	2/12	2	76t	0	128.5
TOTAL	35	25	402	2/12	2	76T	0	128.5

RUSHING	ATT	YDS	AVG	LG	TD
Jonathan Taylor	15	53	3.5	19	1
Marlon Mack	5	47	9.4	22	0
Nyheim Hines	4	18	4.5	11	0
Carson Wentz	2	5	2.5	4	0
TOTAL	26	123	4.7	22	1

RECEIVING	NO	YDS	AVG	LG	TD
Michael Pittman Jr.	6	89	14.8	42t	1
Parris Campbell	4	56	14.0	23	0
Jonathan Taylor	3	116	38.7	76t	1
Mo Alie-Cox	3	50	16.7	24	0
Zach Pascal	3	48	16.0	31	0
Kylen Granson	2	19	9.5	15	0
Ashton Dulin	2	13	6.5	15	0
Marlon Mack	1	7	7.0	7	0
Jack Doyle	1	4	4.0	4	0
TOTAL	25	402	16.1	76T	2

TOP DEFENSE	TOT	SOLO	AST	SCK	YDS	INT
Darius Leonard	13	6	7	0.0	0.0	0
Bobby Okereke	9	7	2	0.0	0.0	0
Al-Quadin Muhammad	7	5	2	0.5	2.5	0

FIELD GOALS	FGM/FGA	PERCENT	RESULTS
Rodrigo Blankenship	2-4	50.0	37G, 43G, 37B, 47WL
TOTAL	2-4	50.0	

BALTIMORE RAVENS

PASSING	ATT	CP	YDS	SK/YD	TD	LG	INT	RTG
Lamar Jackson	43	37	442	2/5	4	43t	0	140.5
TOTAL	43	37	442	2/5	4	43T	0	140.5

RUSHING	ATT	YDS	AVG	LG	TD
Lamar Jackson	14	62	4.4	13	0
Latavious Murray	6	17	2.8	6	0
Ty'Son Williams	4	6	1.5	5	0
Devonta Freeman	1	1	1.0	1	0
TOTAL	25	86	3.4	13	0

RECEIVING	NO	YDS	AVG	LG	TD
Mark Andrews	11	147	13.4	28	2
Marquise Brown	9	125	13.9	43t	2
Devin Duvernay	4	45	11.3	17	0
Devonta Freeman	3	34	11.3	15	0
Sammy Watkins	2	35	17.5	28	0
James Proche II	2	15	7.5	11	0
Ty'Son Williams	2	15	7.5	8	0
Josh Oliver	2	13	6.5	7	0
Latavious Murray	2	13	6.5	7	0
TOTAL	37	442	11.9	43T	4

TOP DEFENSE	TOT	SOLO	AST	SCK	YDS	INT
Brandon Stephens	10	5	5	0.0	0.0	0
Anthony Averett	7	5	2	0.0	0.0	0
Patrick Queen	6	4	2	0.0	0.0	0

FIELD GOALS	FGM/FGA	PERCENT	RESULTS
Justin Tucker	1-1	100.0	23G
TOTAL	1-1	100.0	

GAME HIGHLIGHTS

- QB Lamar Jackson** threw for a career-high (and single-game Ravens record) 442 yards, surpassing his previous mark of 324 at Mia. (2019). Jackson passed for 4 TDs and 0 INTs, completing 86% (37-of-43). According to ESPN Stats & Information, Jackson became the first player in NFL history to pass for 400 yards while also completing at least 85% of his passes.
- TE Mark Andrews** set career highs in receptions (11) and receiving yards (147), also tying a career high with 2 TD catches and setting a personal best with two 2-point catches. Andrews became the first NFL player since 1970 merger to have 2 receiving TDs and two 2-point conversions in a game.
- OLB Odafu Oweh** tallied 3 tackles, 1 sack and 1 FF to become first Ravens rookie to notch 3 sacks and 2 FFs through his first five career games. Oweh also joins T.J. Watt and Chandler Jones as the NFL's only defenders in 2021 with at least 3 sacks, 2 FFs and 1 FR.
- DE Calais Campbell's** fourth-quarter blocked FG was the 8th blocked kick of his career, which tied Craig Terrill for the third most since 1970 NFL merger. Only Shaun Rogers (14) & Julius Peppers (12) have produced more blocks.
- Under **John Harbaugh** (since 2008), Baltimore owns a 17-2 record in home primetime games, ranking as the NFL's best winning percentage (.895). At home on Monday Night Football during this span, Baltimore is 3-1.

Team Statistics

	Colts	Ravens
First Downs	29	30
3rd-Down Eff. (Made/Att/Pct)	5/10/50%	3/8/38%
4th-Down Eff. (Made/Att/Pct)	1/1/100%	0/0/0%
Total Net Yards	513	523
Total Plays	63	70
Yards Per Play	8.1	7.5
Rushes/Net Yards	26/123	25/86
Net Passing	390	437
Pass Attempts/Completions	35/25	43/37
Had Intercepted	0	0
Sacked/Yards Lost	2/12	2/5
Punts/Average	2/45.0	4/49.5
Penalties/Yards	5/45	8/74
Fumbles/Lost	1/1	1/1
Possession Time	30:45	33:51



GAME 6: CHARGERS 6, RAVENS 34

L.A. Chargers (4-2) • Baltimore (5-1)

Sunday, October 17, 2021 • 1:00 PM EDT • M&T Bank Stadium • Baltimore
Partly Cloudy Temp: 63° F, Humidity: 47%, Wind: WNW 16 mph • Attendance: 70,704 • Time: 2:54



Los Angeles Chargers	0	6	0	0	—	6
Baltimore Ravens	7	10	10	7	—	34

SCORING DRIVES

TEAM	QTR	TIME	SCORING PLAY	LAC	BAL
Ravens	1	05:12	L.Murray 14 yd. run (J.Tucker kick) (12-90, 6:39)	0	7
Ravens	2	13:24	L.Bell 2 yd. run (J.Tucker kick) (8-74, 4:55)	0	14
Ravens	2	07:03	J.Tucker 52 yd. Field Goal (4-5, 2:06)	0	17
Chargers	2	04:04	J.Cook 1 yd. pass from J.Herbert (kick failed, wr) (2-27, 0:16)	6	17
Ravens	3	07:39	M.Andrews 9 yd. pass from L.Jackson (J.Tucker kick) (12-52, 7:21)	6	24
Ravens	3	05:02	J.Tucker 39 yd. Field Goal (4-3, 0:53)	6	27
Ravens	4	14:53	D.Freeman 9 yd. run (J.Tucker kick) (9-65, 4:45)	6	34

LOS ANGELES CHARGERS (HEAD COACH: BRANDON STALEY)

OFFENSE			DEFENSE		
WR	13	K. Allen	EDGE	97	J. Bosa
WR	81	M. Williams	EDGE	42	U. Nwosu
LT	70	R. Slater	DL	99	J. Tilley
LG	71	M. Feiler	DL	98	L. Joseph
C	63	C. Linsley	OLB	52	K. Fackrell
RG	72	M. Schofield III	LB	57	A. Ogbongbemiga
RT	74	S. Norton	LB	44	K. White
TE	89	D. Parham Jr.	CB	26	A. Samuel Jr.
QB	10	J. Herbert	CB	43	M. Davis
FB	40	G. Nabers	CB	25	C. Harris Jr.
RB	30	A. Ekeler	S	33	D. James Jr.

BALTIMORE RAVENS (HEAD COACH: JOHN HARBAUGH)

OFFENSE			DEFENSE		
WR	5	M. Brown	DT	92	J. Madubuike
LT	78	A. Villanueva	NT	98	B. Williams
LG	72	B. Powers	DE	93	C. Campbell
C	77	B. Bozeman	RUSH	50	J. Houston
RG	70	K. Zetter	MLB	56	J. Bynes
RT	65	P. Mekari	WLB	6	P. Queen
TE	85	E. Tomlinson	SAM	54	T. Bowser
QB	8	L. Jackson	SS	36	C. Clark
FB	42	P. Ricard	FS	32	D. Elliott
RB	28	L. Murray	CB	44	M. Humphrey
WR	13	D. Duvernay	CB	23	A. Averett

OFFICIALS: Referee: Bill Vinovich (52), Umpire: Tony Michalek (115), Down Judge: Patrick Holt (106), Line Judge: Mark Perlman (9), Back Judge: Jimmy Russell (82), Field Judge: Joe Blubaugh (57), Field Judge: Gary Cavaletto (60), Replay Official: Mark Butterworth

LOS ANGELES CHARGERS

PASSING	ATT	CP	YDS	SK/YD	TD	LG	INT	RTG
Justin Herbert	39	22	195	2/13	1	26	1	67.8
TOTAL	39	22	195	2/13	1	26	1	67.8

RUSHING	ATT	YDS	AVG	LG	TD
Justin Herbert	2	12	6.0	10	0
Austin Ekeler	6	7	1.2	5	0
Joshua Kelley	4	7	1.8	4	0
TOTAL	12	26	2.2	10	0

RECEIVING	NO	YDS	AVG	LG	TD
Keenan Allen	5	50	10.0	21	0
Austin Ekeler	4	48	12.0	18	0
Jared Cook	4	25	6.3	11	1
Mike Williams	2	27	13.5	26	0
Donald Parham Jr.	2	10	5.0	5	0
Jalen Guyton	1	15	15.0	15	0
Joshua Palmer	1	8	8.0	8	0
Justin Jackson	1	7	7.0	7	0
Gabe Nabers	1	6	6.0	6	0
Stephen Anderson	1	-1	-1.0	-1	0
TOTAL	22	195	8.9	26	1

TOP DEFENSE	TOT	SOLO	AST	SCK	YDS	INT
Amen Ogbongbemiga	8	3	5	0.0	0.0	0
Derwin James Jr.	8	7	1	0.0	0.0	0
Kyzir White	8	3	5	0.0	0.0	2

FIELD GOALS	FGM/FGA	PERCENT	RESULTS
	No Field Goals		

BALTIMORE RAVENS

PASSING	ATT	CP	YDS	SK/YD	TD	LG	INT	RTG
Lamar Jackson	27	19	167	3/27	1	21	2	68.0
TOTAL	27	19	167	3/27	1	21	2	68.0

RUSHING	ATT	YDS	AVG	LG	TD
Devonta Freeman	9	53	5.9	16	1
Lamar Jackson	8	51	6.4	22	0
Latavius Murray	9	44	4.9	14t	1
Le'Veon Bell	8	18	2.3	7	1
Devin Duvernay	1	11	11.0	11	0
Tyler Huntley	3	10	3.3	12	0
TOTAL	38	187	4.9	22	3

RECEIVING	NO	YDS	AVG	LG	TD
Mark Andrews	5	68	13.6	21	1
Marquise Brown	4	35	8.8	20	0
Rashod Bateman	4	29	7.3	11	0
Devin Duvernay	2	15	7.5	8	0
Latavius Murray	2	12	6.0	8	0
Miles Boykin	1	6	6.0	6	0
Josh Oliver	1	2	2.0	2	0
TOTAL	19	167	8.8	21	1

TOP DEFENSE	TOT	SOLO	AST	SCK	YDS	INT
Anthony Averett	6	5	1	0.0	0.0	0
Josh Bynes	6	4	2	0.0	0.0	0
Chuck Clark	5	3	2	0.0	0.0	0

FIELD GOALS	FGM/FGA	PERCENT	RESULTS
Justin Tucker	2-2	100.0	52G, 39G
TOTAL	2-2	100.0	

GAME HIGHLIGHTS

- The Ravens improved to 5-1 for the second-straight season and for the fourth time in franchise history (also 2000 & 2012).
- The Ravens' defense limited Los Angeles to a season-low 208 yards of offense, including just 26 rushing. The 26 rushing yards are the fewest allowed by Baltimore since 11/25/19 at the Rams, and it ties (2006 at TB) for the 10th fewest allowed in a game in Ravens franchise history.
- QB Lamar Jackson** surpassed Hall of Famer Dan Marino by becoming the youngest QB in league history to reach 35 career victories. Jackson, who turns 25 in January, is 35-8 as a starter, producing the NFL's most wins by a QB since he became a starter in Week 11 of 2018.
- Three different RBs (**Le'Veon Bell**, **Devonta Freeman** & **Latavius Murray**) each scored a rushing TD, marking the second such instance in a Ravens' game since 2018 (Javorius Allen, Alex Collins & Kenneth Dixon) and the third in team history (Le'Ron McClain, Willis McGahee & Ray Rice – 2009).

Team Statistics

	Chargers	Ravens
First Downs	14	27
3rd-Down Eff. (Made/Att/Pct)	3/12/25%	6/11/55%
4th-Down Eff. (Made/Att/Pct)	1/4/25%	0/0/0%
Total Net Yards	208	327
Total Plays	53	68
Yards Per Play	3.9	4.8
Rushes/Net Yards	12/26	38/187
Net Passing	182	140
Pass Attempts/Completions	39/22	27/19
Had Intercepted	1	2
Sacked/Yards Lost	2/13	3/27
Punts/Average	5/52.4	2/43.0
Penalties/Yards	4/35	2/15
Fumbles/Lost	0/0	2/0
Possession Time	21:53	38:07



GAME 7: BENGALS 41, RAVENS 17

Cincinnati (5-2) • Baltimore (5-2)

Sunday, October 24, 2021 • 1:00 PM EDT • M&T Bank Stadium • Baltimore

Cloudy Temp: 61° F, Humidity: 62%, Wind: SSE 7 mph • Attendance: 70,659 • Time: 3:15



Cincinnati Bengals	3	10	14	14	—	41
Baltimore Ravens	0	10	7	0	—	17

SCORING DRIVES

TEAM	QTR	TIME	SCORING PLAY	CIN	BAL
Bengals	1	05:08	E.McPherson 52 yd. Field Goal (8-23, 3:54)	3	0
Ravens	2	14:03	J.Tucker 45 yd. Field Goal (8-50, 3:27)	3	3
Bengals	2	06:29	C.Uzomah 55 yd. pass from J.Burrow (E.McPherson kick) (2-80, 0:37)	10	3
Ravens	2	01:51	D.Freeman 1 yd. run (J.Tucker kick) (10-75, 4:38)	10	10
Bengals	2	00:03	E.McPherson 30 yd. Field Goal (10-63, 1:48)	13	10
Ravens	3	13:20	M.Brown 39 yd. pass from L.Jackson (J.Tucker kick) (3-75, 1:40)	13	17
Bengals	3	11:06	C.Uzomah 32 yd. pass from J.Burrow (E.McPherson kick) (4-75, 2:14)	20	17
Bengals	3	05:48	J.Chase 82 yd. pass from J.Burrow (E.McPherson kick) (3-90, 1:39)	27	17
Bengals	4	09:24	J.Mixon 21 yd. run (E.McPherson kick) (4-38, 2:15)	34	17
Bengals	4	06:59	S.Perine 46 yd. run (E.McPherson kick) (2-44, 0:54)	41	17

CINCINNATI BENGALS (HEAD COACH: ZAC TAYLOR)

OFFENSE				DEFENSE			
WR	1	J. Chase	LDE	94	S. Hubbard		
WR	83	T. Boyd	DT	65	L. Ogunjobi		
WR	85	T. Higgins	DT	68	J. Tupou		
LT	73	J. Williams	NT	98	D. Reader		
LG	67	Q. Spain	RDE	91	T. Hendrickson		
C	66	T. Hopkins	LB	57	G. Pratt		
RG	79	J. Carman	LB	55	L. Wilson		
RT	71	R. Reiff	CB	22	C. Awuzie		
TE	87	C. Uzomah	CB	20	E. Apple		
QB	9	J. Burrow	S	30	J. Bates III		
HB	28	J. Mixon	S	24	V. Bell		

BALTIMORE RAVENS (HEAD COACH: JOHN HARBAUGH)

OFFENSE				DEFENSE			
WR	5	M. Brown	NT	98	B. Williams		
LT	78	A. Villanueva	DE	93	C. Campbell		
LG	72	B. Powers	RUSH	50	J. Houston		
C	77	B. Bozeman	MLB	56	J. Bynes		
RG	70	K. Zeitler	WLB	6	P. Queen		
RT	65	P. Mekari	SAM	54	T. Bowser		
TE	89	M. Andrews	SS	36	C. Clark		
TE	85	E. Tomlinson	FS	32	D. Elliott		
QB	8	L. Jackson	CB	44	M. Humphrey		
FB	42	P. Ricard	CB	23	A. Averett		
RB	33	D. Freeman	DB	25	T. Young		

OFFICIALS: Referee: Tony Corrente (99), Umpire: Dan Ferrell (64), Down Judge: Patrick Turner (13), Line Judge: Tim Podraza (47), Field Judge: Anthony Jeffries (36), Side Judge: Don Willard (58), Back Judge: Todd Prukop (30), Replay Official: John McGrath, Replay Assistant: Artenzia Young-Seigler

CINCINNATI BENGALS

PASSING	ATT	CP	YDS	SK/YD	TD	LG	INT	RTG
Joe Burrow	38	23	416	1/7	3	82t	1	113.5
TOTAL	38	23	416	1/7	3	82T	1	113.5

RUSHING	ATT	YDS	AVG	LG	TD
Joe Mixon	12	59	4.9	21t	1
Samaje Perine	11	52	4.7	46t	1
Joe Burrow	1	0	0.0	0	0
TOTAL	24	111	4.6	46T	2

RECEIVING	NO	YDS	AVG	LG	TD
JaMarr Chase	8	201	25.1	82t	1
Tee Higgins	7	62	8.9	11	0
Tyler Boyd	4	39	9.8	25	0
C.J. Uzomah	3	91	30.3	55t	2
Samaje Perine	1	23	23.0	23	0
TOTAL	23	416	18.1	82T	3

TOP DEFENSE	TOT	SOLO	AST	SCK	YDS	INT
Jessie Bates III	7	4	3	0.0	0.0	0
Larry Ogunjobi	6	5	1	1.5	5.5	0
Logan Wilson	6	4	2	0.0	0.0	0

FIELD GOALS	FGM/FGA	PERCENT	RESULTS
Evan McPherson	2-2	100.0	52G, 30G
TOTAL	2-2	100.0	

BALTIMORE RAVENS

PASSING	ATT	CP	YDS	SK/YD	TD	LG	INT	RTG
Lamar Jackson	31	15	257	5/18	1	39t	0	87.7
Tyler Huntley	11	5	39	0/0	0	12	0	54.7
TOTAL	42	20	296	5/18	1	39T	0	79.1

RUSHING	ATT	YDS	AVG	LG	TD
Lamar Jackson	12	88	7.3	16	0
Devonta Freeman	4	14	3.5	10	1
Ty'Son Williams	2	10	5.0	6	0
Le'Veon Bell	5	5	1.0	7	0
Devin Duvernay	1	-2	-2.0	-2	0
TOTAL	24	115	4.8	16	1

RECEIVING	NO	YDS	AVG	LG	TD
Marquise Brown	5	80	16.0	39t	1
Rashod Bateman	3	80	26.7	35	0
Mark Andrews	3	48	16.0	24	0
Devonta Freeman	3	25	8.3	12	0
Josh Oliver	2	29	14.5	19	0
Ty'Son Williams	2	24	12.0	13	0
Devin Duvernay	1	11	11.0	11	0
Le'Veon Bell	1	-1	-1.0	-1	0
TOTAL	20	296	14.8	39T	1

TOP DEFENSE	TOT	SOLO	AST	SCK	YDS	INT
Anthony Averett	7	7	0	0.0	0.0	0
Marlon Humphrey	7	4	3	0.0	0.0	1
Josh Bynes	6	5	1	0.0	0.0	0

FIELD GOALS	FGM/FGA	PERCENT	RESULTS
Justin Tucker	1-1	100.0	45G
TOTAL	1-1	100.0	

GAME HIGHLIGHTS

- QB Lamar Jackson** rushed for a game-high 88 yards on 12 carries (7.3 avg.), marking his 21st game with at least 75 yards rushing. The 21 such games tie Michael Vick for the most by a QB in NFL history. Jackson has now recorded 14 straight games with a passing TD, ranking as second-longest streak ever by a Ravens' QB. (Jackson holds the team record of throwing at least 1 TD in 15 straight games, from 2019-20.)
- WR Marquise Brown** posted 5 catches for 80 yards and 1 TD, including a spectacular 39-yard score on the Ravens' opening series of the second half. Brown notched his sixth TD reception, tying him with WR Michael Jackson (1996) for the most by a Raven through seven games in a season.
- CB Marlon Humphrey** tallied a team-high 7 tackles (tied, CB Anthony Averett). Humphrey also recorded his first INT and FF of the season. It marks the first time in his career that he's had an INT and FF in the same game. Humphrey has posted 9 FFs since 2020, which rank No. 1 in the NFL.
- OLB Justin Houston** finished with a game-high 4 QB hits, adding 2 total tackles. The 4 QB hits are the most he's had in a game since 2019 when playing for Indianapolis (also 4 vs. Houston). It marked the seventh time in Houston's career that he's tallied at least 4 QB hits in a game.

Team Statistics

	Bengals	Ravens
First Downs	19	20
3rd-Down Eff. (Made/Att/Pct)	4/13/31%	5/16/31%
4th-Down Eff. (Made/Att/Pct)	1/2/50%	1/4/25%
Total Net Yards	520	393
Total Plays	63	71
Yards Per Play	8.3	5.5
Rushes/Net Yards	24/111	24/115
Net Passing	409	278
Pass Attempts/Completions	38/23	42/20
Had Intercepted	1	0
Sacked/Yards Lost	1/7	5/18
Punts/Average	4/54.0	6/44.0
Penalties/Yards	1/5	5/46
Fumbles/Lost	1/0	1/0
Possession Time	28:11	31:49



GAME 8: VIKINGS 31, RAVENS 34 (OT)

Minnesota (3-5) • Baltimore (6-2)

Sunday, November 7, 2021 • 1:00 PM EST • M&T Bank Stadium • Baltimore
Partly Cloudy Temp: 58° F, Humidity: 41%, Wind: NNE 8 mph • Attendance: 70,599 • Time: 3:32



Minnesota Vikings	7	10	7	7	0	—	31
Baltimore Ravens	3	7	7	14	3	—	34

SCORING DRIVES

TEAM	QTR	TIME	SCORING PLAY	MIN	BAL
Ravens	1	10:34	J.Tucker 37 yd. Field Goal (11-56, 4:26)	0	3
Vikings	1	08:32	J.Jefferson 50 yd. pass from K.Cousins (G.Joseph kick) (5-79, 2:02)	7	3
Vikings	2	13:15	K.Cousins 1 yd. run (G.Joseph kick) (11-94, 6:29)	14	3
Vikings	2	01:25	G.Joseph 36 yd. Field Goal (4-1, 0:16)	17	3
Ravens	2	00:19	D.Freeman 5 yd. pass from L.Jackson (J.Tucker kick) (6-75, 1:06)	17	10
Vikings	3	14:47	K.Nwangwu 98 yd. kickoff return (G.Joseph kick) (0-0, 0:13)	24	10
Ravens	3	08:39	P.Ricard 1 yd. pass from L.Jackson (J.Tucker kick) (10-72, 6:08)	24	17
Ravens	4	09:19	D.Duvernay 5 yd. pass from L.Jackson (J.Tucker kick) (18-82,10:17)	24	24
Ravens	4	03:29	L.Bell 1 yd. run (J.Tucker kick) (7-61, 4:16)	24	31
Vikings	4	01:03	A.Thielen 1 yd. pass from K.Cousins (G.Joseph kick) (10-75, 2:26)	31	31
Ravens	OT	00:00	J.Tucker 36 yd. Field Goal (10-72, 5:01)	31	34

MINNESOTA VIKINGS (HEAD COACH: MIKE ZIMMER)

OFFENSE			DEFENSE		
WR	18	J. Jefferson	LE	98	D. Wonnum
WR	17	K. Osborn	NT	96	A. Watts
WR	19	A. Thielen	DT	94	D. Tomlinson
LT	71	C. Darrisaw	RE	97	E. Griffen
LG	72	E. Cleveland	SLB	55	A. Barr
C	52	M. Cole	MLB	54	E. Kendrick
RG	74	O. Udoh	LB	59	N. Vigil
RT	75	B. O'Neill	LCB	27	C. Dantzler
QB	8	K. Cousins	RCB	21	B. Breeeland
RB	33	D. Cook	SS	43	C. Bynum
FB	30	C. Ham	FS	23	X. Woods

BALTIMORE RAVENS (HEAD COACH: JOHN HARBAUGH)

OFFENSE			DEFENSE		
WR	5	M. Brown	DT	92	J. Madubuike
LT	78	A. Villanueva	NT	71	J. Ellis
LG	72	B. Powers	DE	93	C. Campbell
C	77	B. Bozeman	RUSH	50	J. Houston
RG	70	K. Zeiler	MLB	56	J. Bynes
RT	74	T. Phillips	WLB	6	P. Queen
TE	85	E. Tomlinson	SAM	54	T. Bowser
QB	8	L. Jackson	SS	36	C. Clark
FB	42	P. Ricard	FS	32	D. Elliott
RB	33	D. Freeman	CB	44	M. Humphrey
WR	12	R. Bateman	CB	23	A. Averett

OFFICIALS: Referee: Carl Cheffers (51), Umpire: Tra Blake (33), Down Judge: Jerry Bergman (91), Line Judge: Jeff Seeman (45), Field Judge: Nathan Jones (42), Side Judge: Eugene Hall (103), Back Judge: Matt Edwards (96), Replay Official: Andrew Lambert, Replay Assistant: Kirt Shay

MINNESOTA VIKINGS

PASSING	ATT	CP	YDS	SK/YD	TD	LG	INT	RTG
Kirk Cousins	28	17	187	0/0	2	50t	0	104.3
TOTAL	28	17	187	0/0	2	50T	0	104.3

RUSHING	ATT	YDS	AVG	LG	TD
Dalvin Cook	17	110	6.5	66	0
Justin Jefferson	1	11	11.0	11	0
Kene Nwangwu	1	9	9.0	9	0
Kirk Cousins	1	1	1.0	1t	1
Alexander Mattison	4	0	0.0	2	0
TOTAL	24	131	5.5	66	1

RECEIVING	NO	YDS	AVG	LG	TD
Tyler Conklin	5	45	9.0	18	0
Justin Jefferson	3	69	23.0	50t	1
Dalvin Cook	3	12	4.0	6	0
Adam Thielen	2	6	3.0	5	1
C.J. Ham	1	27	27.0	27	0
K.J. Osborn	1	20	20.0	20	0
Luke Stocker	1	5	5.0	5	0
Alexander Mattison	1	3	3.0	3	0
TOTAL	17	187	11.0	50T	2

TOP DEFENSE	TOT	SOLO	AST	SCK	YDS	INT
Eric Kendrick	18	9	9	0.0	0.0	0
Camryn Bynum	12	8	4	0.0	0.0	1
Cameron Dantzler	10	10	0	0.0	0.0	0

FIELD GOALS	FGM/FGA	PERCENT	RESULTS
Greg Joseph	1-1	100.0	36G
TOTAL	1-1	100.0	

BALTIMORE RAVENS

PASSING	ATT	CP	YDS	SK/YD	TD	LG	INT	RTG
Lamar Jackson	41	27	266	3/13	3	22	2	88.1
TOTAL	41	27	266	3/13	3	22	2	88.1

RUSHING	ATT	YDS	AVG	LG	TD
Lamar Jackson	21	120	5.7	12	0
Devonta Freeman	13	79	6.1	19	0
Le'Veon Bell	11	48	4.4	12	1
TOTAL	45	247	5.5	19	1

RECEIVING	NO	YDS	AVG	LG	TD
Marquise Brown	9	116	12.9	22	0
Rashod Bateman	5	52	10.4	15	0
Mark Andrews	5	44	8.8	13	0
Patrick Ricard	3	35	11.7	22	1
Devin Duvernay	2	8	4.0	5t	1
Devonta Freeman	2	4	2.0	5t	1
Eric Tomlinson	1	7	7.0	7	0
TOTAL	27	266	9.9	22	3

TOP DEFENSE	TOT	SOLO	AST	SCK	YDS	INT
Josh Bynes	11	8	3	0.0	0.0	0
DeShon Elliott	6	6	0	0.0	0.0	0
Tyus Bowser	5	3	2	0.0	0.0	0

FIELD GOALS	FGM/FGA	PERCENT	RESULTS
Justin Tucker	2-2	100.0	37G, 36G
TOTAL	2-2	100.0	

GAME HIGHLIGHTS

- The Ravens improved to 6-2 for the seventh time in team history (also 2006, 2010-12, 2019-20) and for the third-consecutive season. (Baltimore is 6-2 for the sixth time under head coach John Harbaugh.)
- The Ravens won their 12th-straight game against an NFC opponent, dating back to 2018 at Atlanta.
- The 36-yard FG in overtime marked **K Justin Tucker's** 18th-career game-winning boot (including playoffs). Tucker has connected on 53 consecutive fourth-quarter/OT FGAs.
- **QB Lamar Jackson** became the first QB in NFL history to record multiple career games with at least 3 TD passes and 100 rushing yards, also doing so in 2019 vs. Cle. He also produced his 22nd-career game with at least 75 rushing yards, setting a new NFL record (was previously tied with Michael Vick). It was also Jackson's 10th regular season game with 100+ yards rushing, tying Vick for the most in NFL history.
- **WR Marquise Brown** produced a game-high 9 receptions for 116 yards, marking his third 100-yard game in 2021 and the fifth of his career.

Team Statistics

	Vikings	Ravens
First Downs	13	36
3rd-Down Eff. (Made/Att/Pct)	5/14/36%	6/15/40%
4th-Down Eff. (Made/Att/Pct)	2/2/100%	3/3/100%
Total Net Yards	318	500
Total Plays	52	89
Yards Per Play	6.1	5.6
Rushes/Net Yards	24/131	45/247
Net Passing	187	253
Pass Attempts/Completions	28/17	41/27
Had Intercepted	0	2
Sacked/Yards Lost	0/0	3/13
Punts/Average	5/48.4	3/41.7
Penalties/Yards	8/107	8/61
Fumbles/Lost	0/0	0/0
Possession Time	23:40	46:04



GAME 9: RAVENS 10, DOLPHINS 22

Baltimore (6-3) • Miami (3-7)

Thursday, November 11, 2021 • 8:20 PM EST • Hard Rock Stadium • Miami
Partly Cloudy Temp: 77° F, Humidity: 84%, Wind: ESE 7 mph • Attendance: 65,948 • Time: 3:24



Baltimore Ravens	3	0	0	7	—	10
Miami Dolphins	0	6	0	16	—	22

SCORING DRIVES

TEAM	QTR	TIME	SCORING PLAY	BAL	MIA
Ravens	1	09:48	J.Tucker 46 yd. Field Goal (9-47, 5:12)	3	0
Dolphins	2	06:18	J.Sanders 31 yd. Field Goal (10-46, 5:14)	3	3
Dolphins	2	00:03	J.Sanders 22 yd. Field Goal (8-84, 0:48)	3	6
Dolphins	4	12:34	J.Sanders 29 yd. Field Goal (7-53, 4:05)	3	9
Dolphins	4	11:23	X.Howard 49 yd. fumble return (pass failed)	3	15
Ravens	4	04:12	M.Andrews 5 yd. pass from L.Jackson (J.Tucker kick) (9-99, 3:28)	10	15
Dolphins	4	02:19	T.Tagovailoa 1 yd. run (J.Sanders kick) (6-75, 1:53)	10	22

MIAMI DOLPHINS (HEAD COACH: BRIAN FLORES)

OFFENSE			DEFENSE		
WR	2	A. Wilson	DT	92	Z. Sieler
WR	18	P. Williams	NT	98	R. Davis
WR	17	J. Waddle	DE	94	C. Wilkins
LT	74	L. Eichenberg	LB	52	E. Roberts
LG	73	A. Jackson	LB	43	A. Van Ginkel
C	61	A. Reiter	LB	45	D. Riley
RG	68	R. Hunt	LB	55	J. Baker
RT	77	J. Davis	CB	24	B. Jones
TE	81	D. Smythe	CB	25	X. Howard
QB	14	J. Brissett	S	8	X. Holland
RB	37	M. Gaskin	S	29	B. Jones

BALTIMORE RAVENS (HEAD COACH: JOHN HARBAUGH)

OFFENSE			DEFENSE		
WR	5	M. Brown	NT	71	J. Ellis
LT	78	A. Villanueva	DE	93	C. Campbell
LG	72	B. Powers	RUSH	50	J. Houston
C	77	B. Bozeman	MLB	56	J. Bynes
RG	70	K. Zeiler	WLB	6	P. Queen
RT	74	T. Phillips	SAM	54	T. Bowser
TE	85	E. Tomlinson	SS	36	C. Clark
QB	8	L. Jackson	FS	21	B. Stephens
FB	42	P. Ricard	CB	44	M. Humphrey
RB	33	D. Freeman	CB	23	A. Averett
WR	14	S. Watkins	DB	25	T. Young

OFFICIALS: Referee: Ronald Torbert (62), Umpire: Mark Pellis (131), Down Judge: Kevin Codey (16), Line Judge: Mark Steinkerchner (84), Field Judge: Ryan Dickson (25), Side Judge: Keith Washington (7), Back Judge: Tony Josselyn (67), Replay Official: Saleem Choudhry, Replay Assistant: Meddie Kalegi

BALTIMORE RAVENS

PASSING	ATT	CP	YDS	SK/YD	TD	LG	INT	RTG
Lamar Jackson	43	26	238	4/28	1	30	1	73.6
TOTAL	43	26	238	4/28	1	30	1	73.6

RUSHING	ATT	YDS	AVG	LG	TD
Lamar Jackson	9	39	4.3	11	0
Devonta Freeman	10	35	3.5	12	0
Devin Duvernay	1	19	19.0	19	0
Le'Veon Bell	3	1	0.3	1	0
TOTAL	23	94	4.1	19	0

RECEIVING	NO	YDS	AVG	LG	TD
Rashod Bateman	6	80	13.3	30	0
Mark Andrews	6	63	10.5	15	1
Marquise Brown	6	37	6.2	11	0
Devin Duvernay	4	28	7.0	11	0
Devonta Freeman	3	23	7.7	9	0
Sammy Watkins	1	7	7.0	7	0
TOTAL	26	238	9.2	30	1

TOP DEFENSE	TOT	SOLO	AST	SCK	YDS	INT
Marlon Humphrey	7	5	2	0.0	0.0	0
Brandon Stephens	5	4	1	0.0	0.0	0
Patrick Queen	5	4	1	1.0	6.0	0

FIELD GOALS	FGM/FGA	PERCENT	RESULTS
Justin Tucker	1-2	50.0	46G, 48WR
TOTAL	1-2	50.0	

GAME HIGHLIGHTS

- **OLB Justin Houston** recorded his 100th-career sack, becoming the 37th player in league history to reach the coveted century mark. Since entering the league in 2011, Houston's 100.5 sacks are the league's fourth most, trailing only Von Miller (110.5), Chandler Jones (103) and J.J. Watt (102).
- **TE Mark Andrews** recorded 6 catches for 63 yards and 1 TD, giving him 204 career receptions. Andrews reached the 200-reception milestone in his 54th-career game, becoming the second-fastest Raven to secure 200 career receptions (Ray Rice; 51 games).
- **OLB Odafe Oweh** recorded 4 tackles (3 solo), 2 TFL and 1 sack, marking his fourth sack of the season. The 4 sacks are the third most by a rookie this season (Azeem Ojulari – 5.5 & Micah Parsons – 5) and the most by a rookie Raven since OLB Matthew Judon (4 in 2016).
- Through his first four career games, **WR Rashod Bateman** has recorded 18 receptions, 15 of which have converted for a first down. The 15 first down receptions are the most by a Ravens' rookie through his first four career games in franchise history, while his 18 receptions tie (Marquise Brown, 2019) for the most by a Ravens' rookie through the first four games of a career.

MIAMI DOLPHINS

PASSING	ATT	CP	YDS	SK/YD	TD	LG	INT	RTG
Jacoby Brissett	23	11	156	2/17	0	52	0	70.2
Tua Tagovailoa	13	8	158	1/6	0	64	0	104.0
Albert Wilson	0	0	0	1/1	0	0	0	0.0
TOTAL	36	19	314	4/24	0	64	0	82.4

RUSHING	ATT	YDS	AVG	LG	TD
Myles Gaskin	14	31	2.2	11	0
Albert Wilson	2	19	9.5	14	0
Salvon Ahmed	2	6	3.0	4	0
Jacoby Brissett	1	4	4.0	4	0
Tua Tagovailoa	3	0	0.0	1t	1
TOTAL	22	60	2.7	14	1

RECEIVING	NO	YDS	AVG	LG	TD
Albert Wilson	4	87	21.8	64	0
Isaiah Ford	4	84	21.0	52	0
Jaylen Waddle	4	61	15.3	35	0
Adam Shaheen	3	34	11.3	21	0
Durham Smythe	1	23	23.0	23	0
Myles Gaskin	1	14	14.0	14	0
Salvon Ahmed	1	9	9.0	9	0
Patrick Laird	1	2	2.0	2	0
TOTAL	19	314	16.5	64	0

TOP DEFENSE	TOT	SOLO	AST	SCK	YDS	INT
Byron Jones	9	7	2	0.0	0.0	0
Brandon Jones	7	6	1	0.0	0.0	0
Elandon Roberts	6	2	4	1.0	7.0	0

FIELD GOALS	FGM/FGA	PERCENT	RESULTS
Jason Sanders	3-3	100.0	31G, 22G, 29G
TOTAL	3-3	100.0	

Team Statistics

	Ravens	Dolphins
First Downs	23	17
3rd-Down Eff. (Made/Att/Pct)	2/14/14%	3/13/23%
4th-Down Eff. (Made/Att/Pct)	0/0/0%	0/0/0%
Total Net Yards	304	350
Total Plays	70	62
Yards Per Play	4.3	5.6
Rushes/Net Yards	23/94	22/60
Net Passing	210	290
Pass Attempts/Completions	43/26	36/19
Had Intercepted	1	0
Sacked/Yards Lost	4/28	4/24
Punts/Average	8/40.1	8/43.5
Penalties/Yards	4/20	11/97
Fumbles/Lost	2/1	2/0
Possession Time	31:48	28:12



GAME 10: RAVENS 16, BEARS 13

Baltimore (7-3) • Chicago (3-7)

Sunday, November 21, 2021 • 1:00 PM EST • Soldier Field • Chicago

Mostly Sunny Temp: 43° F, Humidity: 63%, Wind: NE 13 mph • Attendance: 60,679



Baltimore Ravens	0	6	0	10	—	16
Chicago Bears	0	0	7	6	—	13

SCORING DRIVES

TEAM	QTR	TIME	SCORING PLAY	BAL	CHI
Ravens	2	02:11	J.Tucker 35 yd. Field Goal (10-49, 6:16)	3	0
Ravens	2	00:02	J.Tucker 27 yd. Field Goal (11-55, 1:05)	6	0
Bears	3	08:02	D.Mooney 60 yd. pass from A.Dalton (C.Santos kick) (2-83, 0:44)	6	7
Ravens	4	03:41	J.Tucker 46 yd. Field Goal (7-17, 3:48)	9	7
Bears	4	01:41	M.Goodwin 49 yd. pass from A.Dalton (pass failed) (10-75, 2:00)	9	13
Ravens	4	00:22	D.Freeman 3 yd. run (J.Tucker kick) (5-72, 1:19)	16	13

CHICAGO BEARS (HEAD COACH: MATT NAGY)

OFFENSE			DEFENSE		
WR 84	M. Goodwin	DE 90	A. Blackson		
WR 11	D. Mooney	NT 91	E. Goldman		
WR 12	A. Robinson II	DT 98	B. Nichols		
LT 71	J. Peters	DT 96	A. Hicks		
LG 65	C. Whitehair	OLB 99	T. Gipson		
C 67	S. Mustipher	ILB 44	A. Ogletree		
RG 68	J. Daniels	ILB 58	R. Smith		
RT 75	L. Borom	OLB 94	R. Quinn		
TE 85	C. Kmet	CB 22	K. Vildor		
TE 18	J. James	S 38	T. Gipson Sr.		
QB 1	J. Fields	S 36	D. Houston-Carson		
RB 32	D. Montgomery	CB 33	J. Johnson		

BALTIMORE RAVENS (HEAD COACH: JOHN HARBAUGH)

OFFENSE			DEFENSE		
WR 14	S. Watkins	DT 92	J. Madubuike		
LT 78	A. Villanueva	NT 71	J. Ellis		
LG 72	B. Powers	DE 93	C. Campbell		
C 77	B. Bozeman	RUSH 50	J. Houston		
RG 70	K. Zeitler	MLB 56	J. Bynes		
RT 65	P. Mekari	WLB 6	P. Queen		
TE 86	N. Boyle	SAM 54	T. Bowser		
QB 2	T. Huntley	SS 36	C. Clark		
FB 42	P. Ricard	FS 21	B. Stephens		
RB 33	D. Freeman	CB 44	M. Humphrey		
WR 13	D. Duvernay	CB 30	C. Westry		

OFFICIALS: Referee: Shawn Smith (14), Umpire: Bryan Neale (92), Down Judge: Mark Hittner (28), Line Judge: Michael Dolce (123), Field Judge: Greg Gautreaux (80), Side Judge: Dave Hawkshaw (107), Back Judge: Dino Paganelli (105), Replay Official: Mike Wimmer, Replay Assistant: Sebrina Brunson

BALTIMORE RAVENS

PASSING	ATT	CP	YDS	SK/YD	TD	LG	INT	RTG
Tyler Huntley	36	26	219	6/43	0	29	1	76.0
TOTAL	36	26	219	6/43	0	29	1	76.0

RUSHING	ATT	YDS	AVG	LG	TD
Devonta Freeman	16	49	3.1	10	1
Tyler Huntley	7	40	5.7	19	0
Lataavius Murray	10	32	3.2	8	0
Patrick Ricard	1	2	2.0	2	0
TOTAL	34	123	3.6	19	1

RECEIVING	NO	YDS	AVG	LG	TD
Mark Andrews	8	73	9.1	16	0
Devonta Freeman	6	31	5.2	9	0
Devin Duvernay	4	37	9.3	21	0
Sammy Watkins	3	48	16.0	29	0
Rashod Bateman	3	29	9.7	15	0
Lataavius Murray	2	1	0.5	3	0
TOTAL	26	219	8.4	29	0

TOP DEFENSE	TOT	SOLO	AST	SCK	YDS	INT
Patrick Queen	7	4	3	0.0	0.0	0
Marlon Humphrey	5	4	1	0.0	0.0	0
Tyus Bowser	5	4	1	2.0	18.0	0

FIELD GOALS	FGM/FGA	PERCENT	RESULTS
Justin Tucker	3-3	100.0	35G, 27G, 46G
TOTAL	3-3	100.0	

CHICAGO BEARS

PASSING	ATT	CP	YDS	SK/YD	TD	LG	INT	RTG
Andy Dalton	23	11	201	1/18	2	60t	0	107.3
Justin Fields	11	4	79	2/1	0	29	0	62.3
TOTAL	34	15	280	3/19	2	60T	0	92.8

RUSHING	ATT	YDS	AVG	LG	TD
David Montgomery	14	58	4.1	11	0
Justin Fields	4	23	5.8	8	0
Jakeem Grant Sr.	1	11	11.0	11	0
Khalil Herbert	1	0	0.0	0	0
TOTAL	20	92	4.6	11	0

RECEIVING	NO	YDS	AVG	LG	TD
Darnell Mooney	5	121	24.2	60t	1
Marquise Goodwin	4	104	26.0	49t	1
Jimmy Graham	2	25	12.5	23	0
Cole Kmet	1	12	12.0	12	0
David Montgomery	1	9	9.0	9	0
Jakeem Grant Sr.	1	6	6.0	6	0
Damiere Byrd	1	3	3.0	3	0
TOTAL	15	280	18.7	60T	2

TOP DEFENSE	TOT	SOLO	AST	SCK	YDS	INT
Roquan Smith	17	13	4	0.0	0.0	0
DeAndre Houston-Carson	8	6	2	0.0	0.0	0
Alec Ogletree	7	4	3	0.0	0.0	0

FIELD GOALS	FGM/FGA	PERCENT	RESULTS
Cairo Santos	0-1	0.0	40WL
TOTAL	0-1	0.0	

GAME HIGHLIGHTS

- Baltimore has won 13 straight games vs. NFC opponents, dating back to Week 13 of 2018 at Atlanta. This ranks as the NFL's longest active interconference winning streak and ties (Miami and New Orleans) for the second-longest such streak since the 1970 merger (New England – 17 wins from 2005-09).
- The Ravens have won a league-high five games in 2021 in which they've faced a fourth-quarter deficit, marking the most such victories in Ravens' single-season history. Via Elias Sports, Baltimore became the fourth team in the last 40 seasons to record five or more fourth-quarter comeback wins in their first 10 games (1982 Raiders, 2009 Colts and 2016 Lions).
- QB Tyler Huntley** made his first-career NFL start, leading the Ravens to a dramatic fourth-quarter game-winning drive. Huntley joined Chase Daniel (2013) and Robert Griffin III (2012) as the only QBs in NFL history to eclipse 200 passing yards and 40 rushing yards, while completing at least 70% of their passes, in their first NFL start.
- OLB Tyus Bowser** recorded 5 tackles (4 solo), 2 sacks (-18 yards), including a game-sealing takedown of QB Andy Dalton as time expired, and 1 FF in the victory. It marked the first game of his career in which he notched multiple sacks and a FF, and he became the first Raven in 2021 to achieve the feat. (It was his third-career multi-sack performance.)

Team Statistics

	Ravens	Bears
First Downs	23	14
3rd-Down Eff. (Made/Att/Pct)	7/16/44%	2/11/18%
4th-Down Eff. (Made/Att/Pct)	1/1/100%	2/3/67%
Total Net Yards	299	353
Total Plays	76	57
Yards Per Play	3.9	6.2
Rushes/Net Yards	34/123	20/92
Net Passing	176	261
Pass Attempts/Completions	36/26	34/15
Had Intercepted	1	0
Sacked/Yards Lost	6/43	3/19
Punts/Average	6/43.3	5/41.0
Penalties/Yards	6/36	6/58
Fumbles/Lost	1/0	1/1
Possession Time	38:50	21:10



GAME 11: BROWNS 10, RAVENS 16

Cleveland (6-6) • Baltimore (8-3)

Sunday, November 28, 2021 • 8:20 PM EST • M&T Bank Stadium • Baltimore

Cloudy Temp: 45° F, Humidity: 63%, Wind: NW 3 mph • Attendance: 70,355 • Time: 3:14



Cleveland Browns	0	3	7	0	—	10
Baltimore Ravens	3	3	7	3	—	16

SCORING DRIVES

TEAM	QTR	TIME	SCORING PLAY	CLE	BAL
Ravens	1	00:24	J.Tucker 52 yd. Field Goal (9-41, 3:38)	0	3
Ravens	2	03:53	J.Tucker 25 yd. Field Goal (17-59, 8:41)	0	6
Browns	2	01:02	C.McLaughlin 46 yd. Field Goal (7-25, 1:27)	3	6
Ravens	3	09:48	M.Andrews 13 yd. pass from L.Jackson (J.Tucker kick) (10-75, 5:12)	3	13
Browns	3	00:39	D.Njoku 20 yd. pass from B.Mayfield (C.McLaughlin kick) (5-87, 2:30)	10	13
Ravens	4	01:10	J.Tucker 49 yd. Field Goal (11-45, 5:18)	10	16

CLEVELAND BROWNS (HEAD COACH: KEVIN STEFANSKI)

OFFENSE			DEFENSE		
WR	80	J. Landry	DE	90	J. Clowney
LT	71	J. Wills Jr.	DE	95	M. Garrett
LG	75	J. Bitonio	DT	97	M. Jackson
C	64	J. Tretter	DT	58	M. McDowell
RG	77	W. Teller	WILL	28	J. Owusu-Koramoah
RT	78	J. Conklin	MIKE	4	A. Walker Jr.
TE	88	H. Bryant	CB	20	G. Newsome II
TE	81	A. Hooper	CB	21	D. Ward
TE	85	D. Njoku	SS	43	J. Johnson III
QB	6	B. Mayfield	FS	33	R. Harrison Jr.
RB	24	N. Chubb	S	22	G. Delgit

BALTIMORE RAVENS (HEAD COACH: JOHN HARBAUGH)

OFFENSE			DEFENSE		
WR	5	M. Brown	DT	71	J. Ellis
WR	12	R. Bateman	NT	98	B. Williams
LT	78	A. Villanueva	DE	92	J. Madubuike
LG	72	B. Powers	RUSH	50	J. Houston
C	77	B. Bozeman	MLB	56	J. Bynes
RG	70	K. Zeiter	WLB	6	P. Queen
RT	65	P. Mekari	SAM	54	T. Bowser
QB	8	L. Jackson	SS	36	C. Clark
FB	42	P. Ricard	FS	21	B. Stephens
RB	28	L. Murray	CB	44	M. Humphrey
WR	13	D. Duvernay	CB	23	A. Averett

OFFICIALS: Referee: Jerome Boger (23), Umpire: Barry Anderson (20), Down Judge: Frank LeBlanc (44), Line Judge: Rusty Baynes (59), Side Judge: Jonah Monroe (120), Back Judge: Dino Paganelli (105), Replay Official: Ross Smith, Replay Assistant: Gerald Frye, Field Judge: Steve Zimmer (33)

CLEVELAND BROWNS

PASSING	ATT	CP	YDS	SK/YD	TD	LG	INT	RTG
Baker Mayfield	37	18	247	2/24	1	41	0	79.4
Jarvis Landry	0	0	0	1/1	0	0	0	0.0
TOTAL	37	18	247	3/25	1	41	0	79.4

RUSHING	ATT	YDS	AVG	LG	TD
Kareem Hunt	7	20	2.9	9	0
Nick Chubb	8	16	2.0	5	0
Baker Mayfield	2	4	2.0	3	0
TOTAL	17	40	2.4	9	0

RECEIVING	NO	YDS	AVG	LG	TD
Jarvis Landry	6	111	18.5	38	0
Harrison Bryant	3	50	16.7	41	0
David Njoku	3	35	11.7	20t	1
Nick Chubb	2	23	11.5	16	0
Ja'Marcus Bradley	2	18	9.0	10	0
Donovan Peoples-Jones	2	10	5.0	6	0
TOTAL	18	247	13.7	41	1

TOP DEFENSE	TOT	SOLO	AST	SCK	YDS	INT
Ronnie Harrison Jr.	14	11	3	0.0	0.0	1
Anthony Walker Jr.	12	8	4	0.0	0.0	0
Jeremiah Owusu-Koramoah	12	6	6	0.5	2.0	0

FIELD GOALS	FGM/FGA	PERCENT	RESULTS
Chase McLaughlin	1-2	50.0	46WL, 46G
TOTAL	1-2	50.0	

BALTIMORE RAVENS

PASSING	ATT	CP	YDS	SK/YD	TD	LG	INT	RTG
Lamar Jackson	32	20	165	2/10	1	39	4	46.5
TOTAL	32	20	165	2/10	1	39	4	46.5

RUSHING	ATT	YDS	AVG	LG	TD
Lamar Jackson	17	68	4.0	13	0
Devonta Freeman	16	52	3.3	8	0
Lataavius Murray	8	14	1.8	4	0
Devin Duvernay	1	13	13.0	13	0
Ty'Son Williams	1	1	1.0	1	0
TOTAL	43	148	3.4	13	0

RECEIVING	NO	YDS	AVG	LG	TD
Marquise Brown	8	51	6.4	11	0
Mark Andrews	4	65	16.3	39	1
Rashod Bateman	4	31	7.8	13	0
Devonta Freeman	1	8	8.0	8	0
Sammy Watkins	1	8	8.0	8	0
Devin Duvernay	1	2	2.0	2	0
Patrick Ricard	1	0	0.0	0	0
TOTAL	20	165	8.3	39	1

TOP DEFENSE	TOT	SOLO	AST	SCK	YDS	INT
Marlon Humphrey	8	7	1	0.0	0.0	0
Patrick Queen	8	8	0	0.0	0.0	0
Brandon Stephens	5	2	3	0.0	0.0	0

FIELD GOALS	FGM/FGA	PERCENT	RESULTS
Justin Tucker	3-3	100.0	52G, 25G, 49G
TOTAL	3-3	100.0	

GAME HIGHLIGHTS

- Under head coach **John Harbaugh** (since 2008), the Ravens have produced an 18-2 record at home in primetime games. This .900 winning percentage is the NFL's best home mark in primetime during this span.
- Baltimore held the Browns – who entered the game with the NFL's No. 1 rushing offense (156.8 ypg) – to a season-low 40 yards.
- LB Patrick Queen** registered a team-high (tied, **CB Marlon Humphrey**) 8 total tackles (all solo), including 2 TFL, and 1 FR.
- K Justin Tucker** made 3 FGs, hitting from 52, 25 and 49 yards. With the 52-yarder in the first quarter, Tucker has now made 46 FGs from 50-plus yards since entering the league in 2012, ranking as the NFL's second most (Matt Prater – 51). Tucker's 46 makes from 50-plus yards are also the most by a kicker in the first 10 seasons of a career in NFL history.
- OLB Odafe Oweh** became the NFL's only rookie in 2021 to post a sack, FF and FR in the same game. (He had 4 tackles, 1 sack, 1 FF and 1 FR in the game.)
- OLB Tyus Bowser** tallied 4 total tackles, 1 sack, a game-high 3 QB hits and 1 PD. He has 5.5 sacks on the season, marking a new career high. (Previous best was 5 sacks in 2019.)

Team Statistics

	Browns	Ravens
First Downs	14	22
3rd-Down Eff. (Made/Att/Pct)	4/13/31%	7/15/47%
4th-Down Eff. (Made/Att/Pct)	0/1/0%	1/1/100%
Total Net Yards	262	303
Total Plays	57	77
Yards Per Play	4.6	3.9
Rushes/Net Yards	17/40	43/148
Net Passing	222	155
Pass Attempts/Completions	37/18	32/20
Had Intercepted	0	4
Sacked/Yards Lost	3/25	2/10
Punts/Average	6/43.5	3/45.3
Penalties/Yards	5/45	5/54
Fumbles/Lost	2/2	0/0
Possession Time	22:56	37:04